



## ČZ Chains Kits - Application chart - Osazovací tabulka

Model	year rok	 chain - links řetěz - články	original teeth originální osazení	front sprocket přední kolo		rear sprocket zadní kolo		price cena
				code kód	nr. of teeth počet zubů	code kód	number of teeth počet zubů	
50 AF - 1	87	415 S - 122	12-40	588	11÷15	143	38•40•42•44	
50 AF - 1 Europa - Futura	90÷91	415 S - 126	11-43	588	11÷15	8	40•43•44	
50 AF - 1 Europa - Futura	92	415 S - 126	11-43	589	11÷15	8	40•43•44	
50 AF - 1 P.108 Replica	88÷91	415 S - 122	12-40	588	11÷15	8	40•43•44	
50 AF - 1 Replica	92÷93	415 S - 122	12-40	589	11÷15	8	40•43•44	
50 ETX Tuareg	87	415 S - 122	12-44	588	11÷15	143	38•40•42•44	
50 MX	04÷	420 S - 122	12-51	4038	11÷15	2056	51	
50 Pegaso AE	92÷96	415 S - 122	13-45	589	11÷15	2011	40•42•45•51	
50 Red Rose	87÷91	415 S - 118	12-42	588	11÷15	143	38•40•42•44	
50 Red Rose Classic	92÷95	415 S - 130	12-46	589	11÷15	2010	46	
50 Red Rose Classic	96÷04	415 S - 130	12-46	4020	12•13	2010	46	
50 RS Extrema 3V	92÷94	415 S - 122	12-43	589	11÷15	8	40•43•44	
50 RS Extrema 6V	95÷98	415 S - 120	12-44	4020	12•13	8	40•43•44	
50 RS	99÷05	420 - 122	12-47	4038	11÷15	2055	47	
50 RS, RX, SM	07	420		4051 K	12÷14			
50 RX Rally	89÷90	415 S - 122	12-44	588	11÷15	143	38•40•42•44	
50 RX Six Days	91	415 S - 122	13-44	589	11÷15	240	44•46	
50 RX - R AE 3V	92÷94	415 S - 122	13-45	589	11÷15	2011	40•42•45•51	
50 RX 6V	95÷98	415 S - 126	12-51	4020	12•13	2011	40•42•45•51	
50 RX	98÷05	420 - 126	12-51	4038	11÷15	2056	51	
50 SXV	06							
50 Tuono	03÷04	420 - 122	11-47	4038	11÷15	2055	47	
50 Wind	88÷90	415 S - 122	12-44	588	11÷15	143	38•40•42•44	
125 AF - 1 Replica	87÷88	520 M - 104	16-36	402 K	15•16	19 C	36•38	
125 AF - 1 Sintesi, Sport	88÷90	520 M - 106	16-37	394 K	13÷17	19 C	36•38	
125 AF - 1 Europa / Futura	90÷93	520 M - 106	16-38	394 K	13÷17	19 C	36•38	
125 Pegaso	90÷96	520 M - 104	14-40	394 K	13÷17	701 C	39÷43	
125 Rally-RX	89	520 M - 112	14-48	394 K	13÷17	245 C	38÷41•43÷45•47•48•51	
125 Red Rose	89÷98	520 M - 110	14-41	394 K	13÷17	20 C	41	
125 RS Extrema	93÷99	520 M - 106	16-39	394 K	13÷17	701 C	39÷43	
125 RS Replica	93÷04	520 M - 108	14-39	394 K	13÷17	701 C	39÷43	
125 RS	06	520 M - 110	17-40	394 K	13÷17	2058 EMD	40÷45	
125 RX-R	90÷92	520 M - 112	14-49	394 K	13÷17	22 C	49	
125 RX	93÷98	520 M - 114	17-49	394 K	13÷17	22 C	49	
125 Tuareg	86÷87	520 M - 102	15-41	402 K	15•16	16 C	44	
125 Tuareg ( Disc brake )	87	520 M - 110	15-45	402 K	15•16	18 C	38•39•43•45•46	
125 Tuareg Rally	90÷94	520 M - 112	15-49	394 K	13÷17	22 C	49	
125 Tuono	03÷06	520 M - 104	14-40	394 K	13÷17	701 C	39÷43	
125 Wind	88	520 M - 102	14-41	394 K	13÷17	16 C	44	
125 Wind AE	89÷90	520 M - 104	14-40	394 K	13÷17	701 C	39÷43	
250 RS	95÷02	520 ORMX - 110	14-42	565 K	11÷16	2026 C	42	
350 ETX Tuareg	85÷87	520 ORM - 104	15-46	402 K	15•16	18 C	38•39•43•45•46	
350 ETX Tuareg Wind	88÷89	520 ORM - 104	16-45	1513 K	15•16	5 C	43÷45•47•49	
450 RXV	06	520 ORH - 120	15-48	4071K	12÷16	2110 EC 2110 ESM	48÷51 45÷47	
450 SXV	06	520 ORH - 120	15-46	4071K	12÷16	2110 ESM 2110 EC	45÷47 48÷51	
550 RXV	06	520 ORH - 120	15-48	4071K	12÷16	2110 EC 2110 ESM	48÷51 45÷47	
550 SXV	06	520 ORH - 120	16-46	4071K	12÷16	2110 ESM 2110 EC	45÷47 48÷51	
600 ETX Tuareg	85÷87	520 ORH - 104	15-46	1513 K	15•16	18 C	38•39•43•45•46	
600 Pegaso	90÷92	520 ORH - 106	16-43	1513 K	15•16	5 C	43÷45•47•49	
600 Tuareg Wind	88÷89	520 ORH - 106	16-43	1513 K	15•16	5 C	43÷45•47•49	
650 Motò	95÷02	520 ORH - 108	16-49	4015 K	16	5 C	43÷45•47•49	
650 Pegaso	92÷96	520 ORH - 110	16-47	4015 K	16	5 C	43÷45•47•49	
650 Pegaso	97÷00	520 ORH - 110	16-47	402 K	15•16	5 C	43÷45•47•49	
650 Pegaso i.e.	01÷	520 ORH - 110	16-47	402 K	15•16	5 C	43÷45•47•49	
660 Pegaso	05÷06	520 ORH	15-44	402 K	15•16	2058 EMD	40÷45	

## ČZ Chains Kits - Application chart - Osazovací tabulka

Model	year rok	 chain - links řetěz - články	original teeth originální osazení	front sprocket přední kolo		rear sprocket zadní kolo		price cena
				code kód	nr. of teeth počet zubů	code kód	number of teeth počet zubů	
1000 ETV Caponord - ABS	01÷	525 SDZ - 112	17-45	4040 K	16•17	2083 THF 2083 C	45 45	
1000 RST Futura	01÷	525 SDZ - 108	16-43	4040 K	16•17	2077 THF 2077 C	43 43	
1000 RSV, SP, R	98÷04	525 SDZ - 108	17-42	4040 K	16•17	2058 THF 2058 C 2058 ED	40÷43 40÷43 43	
RSV, SP, R #520		520 SDZ		4040 KM	16•17	2058 EMD	40÷45	
1000 RSV 1000 - Factory	04÷05	525 SDZ - 106	16-40	4040 K	16•17	2058 THF 2058 C 2058 ED	40÷43 40÷43 43	
RSV 1000 - Factory #520		520 SDZ		4040 KM	16•17	2058 EMD	40÷45	
1000 SL Falco	00÷	525 SDZ - 106	16-41	4040 K	16•17	2058 THF 2058 C 2058 ED	40÷43 40÷43 43	
SL Falco #520		520 SDZ		4040 KM	16•17	2058 EMD	40÷45	
1000 Tuono	02÷	525 SDZ - 108	17-42	4040 K	16•17	2058 THF 2058 C 2058 ED	40÷43 40÷43 43	
Tuono #520		520 SDZ		4040 KM	16•17	2058 EMD	40÷45	
1000 Tuono R	06	525 SDZ - 108	16-40	4040 K	16•17	2058 THF 2058 C 2058 ED	40÷43 40÷43 43	
Tuono R #520		520 SDZ		4040 KM	16•17	2058 EMD	40÷45	


### BENELLI

900 Tornado	02÷	525 SDZ - 112	15-41	4060 KA	15	2096 THF	41	
1130 TNT, Café Racer	05÷	525 SDZ - 110	16-36	4060 KA	15	2096 THF	41	

### BETAMOTOR

50 RK6	94÷98	428 S - 130	12-56	1492	10÷12	2019 E	56	
50 RR	98÷99	428 S - 126	12-56	1492	10÷12	2092 E	56	
50 RR Enduro	02÷03	420	11-51	4038	11÷15	2103 E	50÷52	
50 RR Supermotard	02÷03	420	11-50	4038	11÷15	2103 E	50÷52	
50 RR	06	420	11-51	4038	11÷15	2112 E	50÷53	
50 ST, ALP	98÷99	428 S - 122	10-56	1492	10÷12	2092 E	56	
125 Alp	98÷00	428 - 126	11-55	1492	10÷12	2019 E	56	
125 Trial TR 33/34/35	85÷90	428 - 136	12-56	1492	10÷12	1507 E	52÷54•56	
125 Zero	91÷93	428 - 136	12-56	1492	10÷12	2019 E	56	
240 Alp	89÷95	520 M - 100	10-42	4008 K	10•12•13	1511 E	39•42	
240 Techno	97	520 M - 100	11-42	4008 K	10•12•13	1494 E	40•43	
240 Techno	98÷	520 M - 100	11-43	4008 K	10•12•13	1494 E	40•43	
240 Trial TR 33/35	85÷91	520 M - 100	10-42	1493	10	1511 E	39•42	
240 Zero Sup. TR	92÷94	520 M - 100	10-40	4008 K	10•12•13	1494 E	40•43	
250 RR 250	05÷06	520 ORH - 118	14-52	1248 B	12÷14	1509 EC 1509 C 1509 ESM	47÷52 50 40÷46	
260 Zero/TR 35	90÷91	520 M - 100	10-43	4008 K	10•12•13	1494 E	40•43	
260 Zero-Synt	92÷94	520 M - 100	10-40	4008 K	10•12•13	1494 E	40•43	
350 Jonathan	01÷	520 ORM - 100	15-44	432 K 432 KC	11÷15 13÷15	5 C	43÷45•47•49	
400 RR 400	06	520 ORH		1248 K	12÷14	1509 C 1509 C 1509 ESM	50 50 40÷46	
450 RR 450	06	520 ORH	-53	1248 K	12÷14	1509 C 1509 C 1509 ESM	50 50 40÷46	
525 RR 525	05÷06	520 ORH - 118	14-50	1248 B	12÷14	1509 C 1509 C 1509 ESM	50 50 40÷46	

## ČZ Chains Kits - Application chart - Osazovací tabulka

Model	year rok	 chain - links řetěz - články	original teeth originální osazení	front sprocket přední kolo		rear sprocket zadní kolo		price cena
				code kód	nr. of teeth počet zubů	code kód	number of teeth počet zubů	

### BMW

650	F650	94÷00	520 ORM - 110	16-47	402 K	15•16	5 C	43÷45•47•49	
650	F650GS	99÷	520 ORM - 112	16-47	402 K	15•16	5 C	43÷45•47•49	


### CAGIVA

50	Cocis	88÷89	415 S - 124	13-50	209	11÷13•15•16	695	50	
50	Cocis K3	90÷93	428 S - 124	14-50	708	13÷15	696	49	
50	Prima 3V-6V	92÷96	428 S - 122	13-49	708	13÷15	696	49	
50	Super City / W4	92÷96	428 S - 122	13-49	708	13÷15	696	49	
75	Cocis	91÷	428 S - 126	14-50	708	13÷15	696	49	
75	W4	92÷93	428 S - 124	15-49	708	13÷15	696	49	
125	Aletta Rossa	83÷87	428 - 122	16-45	710 K	16	1172	45	
125	Aletta Oro	85÷87	520 M - 104	12-41	711 K	12÷14	13 C	39•41	
125	Blues	87÷95	520 M - 112	14-39	711 K	12÷14	13 C	39•41	
125	Elefant 1/2/3	84÷88	428 - 122	16-45	710 K	16	1172	45	
125	Freccia C9-C10	88÷89	520 M - 112	14-39	711 K	12÷14	13 C	39•41	
125	Freccia C12-R	89÷92	520 M - 114	14-41	711 K	12÷14	13 C	39•41	
125	K-7	89÷92	520 M - 114	13-44	711 K	12÷14	698 C	44•46	
125	Mito	90÷91	520 M - 114	14-43	711 K	12÷14	701 C	39÷43	
125	Mito Euro 2	04÷06							
125	Mito EV	92÷	520 M - 116	14-41	711 K	12÷14	701 C	39÷43	
125	N1	97÷98	520 M - 116	14-43	711 K	12÷14	2042 C	43	
125	Planet	98÷00	520 M - 116	14-43	711 K	12÷14	701 C	39÷43	
125	Raptor	03÷	520 M - 114	14-39	711 K	12÷14	701 C	39÷43	
125	SST	84÷87	428 - 136	16-45	710 K	16	1172	45	
125	Super City	91÷99	520 M - 108	13-42	711 K	12÷14	701 C	39÷43	
125	W8	92÷96	520 M - 108	13-44	711 K	12÷14	698 C	44•46	
125	WMX	89÷92	520 M - 114	12-49	718 K	12•13	1509 EC	47÷52	
							1509 C	50	
250	WMX	89÷92	520 M - 116	14-48	507 K	14•15	1509 EC	47÷52	
							1509 C	50	
350	Ala Azzurra	85÷88	530 SDZ - 108	15-47	725 K	15	1022 C	36•38•40•47	
350	T4 E-R	87÷91	520 ORM - 110	16-42	728 K	15•16	828 C	42•47•48	
350	W 12	93÷96	520 ORM - 110	16-46	728 K	15•16	698 C	44•46	
500	Canyon	98÷00	520 ORM - 116	15-46	507 K	14•15	2049 C	45•46	
500	T4 E-R	87÷90	520 ORM - 110	15-42	728 K	15•16	828 C	42•47•48	
600	Canyon	96÷99	520 ORH - 112	15-45	728 K	15•16	2049 C	45•46	
600	River	95÷99	520 ORH - 116	15-43	728 K	15•16	701 C	39÷43	
600	W 16	95	520 ORH - 112	16-44	728 K	15•16	698 C	44•46	
600	W 16 ( from 2G100001)	95÷98	520 ORH - 112	15-44	728 K	15•16	698 C	44•46	
650	Elefant	86÷87	530 SDZ - 106	15-44	725 K	15	718 C	46•48	
650	Raptor / V-Raptor IE	01÷	525 SDZ - 108	15-45	520 K	15÷17	2087 THF	45	
							2087 C	45	
750	Elefant Bifaro-Lucky Explorer	87÷89	530 SDZ - 106	14-46	726 K	14	718 C	46•48	
750	Elefant	93÷97	530 SDZ - 108	15-46	4012 K	15	729 C	46	
900	Canyon	98÷00	525 SDZ - 108	15-45	4039 K	15	2054 C	41•43•45	
900	Elefant Lucky Explorer	90	530 SDZ - 108	15-46	4002 K	15	729 C	46	
900	Elefant IE - AC - GT	91÷97	530 SDZ - 108	15-46	4013 K	15	729 C	46	
1000	Navigator	01÷	525 SDZ - 108	16-41	520 K	15÷17	2054 C	41•43•45	
1000	Raptor, V-Raptor	00÷	530 SDZ - 106	16-40	566 K	14÷17	2069 THF	40	

### DAELIM

125	VC - S	95÷99	428 - 126	14-43	259 K	14÷16	269	34•35•39•40÷43•47•49•51	
125	VL	00÷03	428 - 146	14-42	259 K	14÷16	269	34•35•39•40÷43•47•49•51	
125	VS - VT	98÷02	428 - 126	14-42	259 K	14÷16	269	34•35•39•40÷43•47•49•51	

## ČZ Chains Kits - Application chart - Osazovací tabulka

Model	year rok	 chain - links řetěz - články	original teeth originální osazení	front sprocket přední kolo		rear sprocket zadní kolo		price cena
				code kód	nr. of teeth počet zubů	code kód	number of teeth počet zubů	


### DERBI

50	Classic	01	420 S	12-53	4032	12÷14	2035	48•50•52•53	
50	Fenix	96÷99	420 S - 126	13-48	4032	12÷14	2035	48•50•52•53	
50	GPR R	98÷99	420 S - 134	13-52	4032	12÷14	2059	52	
50	GPR R	00÷02	420 S - 134	12-52	4051 K	12÷14	2059	52	
50	Senda L-R, SM	96÷99	420 S - 134	12-53	4032	12÷14	2035	48•50•52•53	
50	Senda L-R, SM	00÷01	420 S - 134	13-53	4051 K	12÷14	2075 C	42•45•48•53	
50	SM Racing	01	420 S	13-53	4032	12÷14	2035	48•50•52•53	
50	SM X-treme	02	420 S	14-53	4051 K	12÷14	2075 C	42•45•48•53	
50	X-treme	02	420 S - 134	13-53	4051 K	12÷14	2075 C	42•45•48•53	
125	GPR	04÷	428 - 130	16-	558 K	13÷18			
125	Senda R	05÷	428 - 136	17-54	264 K	14÷16	2106 E	62	
125	Senda SM	05÷	428 - 136	14-50	264 K	14÷16	2106 E	62	
660	Mulhacen	06÷	520 ORH				830 C	46	


### DUCATI

350	F3	87÷88	530 SDZ - 104	15-47	725 K	15	1022 C	36•38•40•47	
350	Indiana	87÷88	530 SDZ - 104	15-46	725 K	15	718 C	46•48	
350	Sport-SS	92÷94	520 ORH - 100	14-45	4003 K	14	735 THF 735 C 735 E	36÷48 36÷48 38÷49	
400	Monster	03÷	520 ORH - 102	14-46	736 K	14•15	735 THF 735 C 735 E	36÷48 36÷48 38÷49	
400	Monster DK IE	05	520 ORH	15-48	4019 K	14•15	735 THF 735 C 735 E	36÷48 36÷48 38÷49	
400	SS	92÷95	520 ORH - 98	14-43	4003 K	14	735 THF 735 C 735 E	36÷48 36÷48 38÷49	
500	Pantah	82	530 SDZ - 94	15-38	492 K	15	1022 C	36•38•40•47	
600	Monster	94	520 ORH - 98	15-38	736 K	14•15	735 THF 735 C 735 E	36÷48 36÷48 38÷49	
600	Monster	95÷97	520 ORH - 102	15-43	736 K	14•15	735 THF 735 C 735 E	36÷48 36÷48 38÷49	
600	Monster Dark	98÷02	520 ORH - 102	15-46	736 K	14•15	735 THF 735 C 735 E	36÷48 36÷48 38÷49	
600	Pantah	82	530 SDZ - 94	15-38	492 K	15	1022 C	36•38•40•47	
600	SS	94	520 ORH - 96	15-36	736 K	14•15	735 THF 735 C 735 E	36÷48 36÷48 38÷49	
600	SS	95÷98	520 ORH - 98	15-41	736 K	14•15	735 THF 735 C 735 E	36÷48 36÷48 38÷49	
620	Monster i.e	02÷03	520 SDZ - 106	15-46	736 K	14•15	735 THF 735 C 735 E	36÷48 36÷48 38÷49	
620	Monster Monster Dark Single Disc	04	520 SDZ - 110	15-48	4019 K	14•15	735 THF 735 C 735 E	36÷48 36÷48 38÷49	
620	Monster Monster Dark Single Disc	05÷06	520 SDZ - 110	15-48	736 K	14•15	735 THF 735 C 735 E	36÷48 36÷48 38÷49	
620	Multistrada	06	520 SDZ	15-48	736 K	14•15	735 THF 735 C 735 E	36÷48 36÷48 38÷49	


## ČZ Chains Kits - Application chart - Osazovací tabulka

Model	year rok	 chain - links řetěz - články	original teeth originální osazení	front sprocket přední kolo		rear sprocket zadní kolo		price cena
				code kód	nr. of teeth počet zubů	code kód	number of teeth počet zubů	
748 SP	95÷98	520 SDZ - 94	14-37	4019 K	14•15	2028 THF 2028 ED	37•38 36÷42	
748 Biposto	96÷02	520 SDZ - 94	14-38	4019 K	14•15	2028 THF 2028 ED	37•38 36÷42	
748 748 S	00÷02	520 SDZ - 94	14-38	4019 K	14•15	2028 THF 2028 ED	37•38 36÷42	
749 749 R	04÷	525 SDZ - 96	15-35	4054 K	14•15	2091 THF 2091 ED	35÷42 36÷42	
				4054 KM	14÷16	2091 EMD	36÷42	
749 749 S	03÷	525 SDZ - 98	15-39	4054 K	14•15	2091 THF 2091 ED	35÷42 36÷42	
		520 SDZ		4054 KM	14÷16	2091 EMD	36÷42	
749 749 Dark Europa 749 S #520	03÷04 04÷ 04÷	525 SDZ - 98	14-39	4054 K	14•15	2091 THF 2091 ED	35÷42 36÷42	
		520 SDZ		4054 KM	14÷16	2091 EMD	36÷42	
750 750 Sport / Supersport i.e.	01÷02	520 SDZ - 98	15-40	736 K	14•15	735 THF 735 C 735 E	36÷48 36÷48 38÷49	
750 F1	84	530 SDZ - 98	15-38	725 K	15	1022 C	36•38•40•47	
750 F1	85÷87	530 SDZ - 98	15-38	497 K	15	1022 C	36•38•40•47	
750 F1	88	530 SDZ - 98	15-40	497 K	15	1022 C	36•38•40•47	
750 Indiana	87÷90	530 SDZ - 104	14-46	726 K	14	718 C	46•48	
750 Monster	96÷98	520 SDZ - 98	15-38	736 K	14•15	735 THF 735 C 735 E	36÷48 36÷48 38÷49	
750 Monster i.e	99÷02	520 SDZ - 100	15-41	736 K	14•15	735 THF 735 C 735 E	36÷48 36÷48 38÷49	
750 Montjuich	87	520 SDZ - 98	14-40	494 K	14•15	491 C	38•40	
750 Paso	87÷90	520 SDZ - 110	15-38	495 K	15	491 C	38•40	
750 Santa Monica	88	520 SDZ - 110	15-38	494 K	14•15	491 C	38•40	
750 SS	79	530 SDZ - 104	15-36	493 K	15•16	1022 C	36•38•40•47	
750 SS / Desmo 2	91÷97	520 SDZ - 96	15-37	736 K	14•15	735 THF 735 C 735 E	36÷48 36÷48 38÷49	
800 Monster S. i.e. Monster Dark	03÷04	520 SDZ - 102	15-42	736 K	14•15	735 THF 735 C 735 E	36÷48 36÷48 38÷49	
800 Monster S2R, S2R Dark	04÷	520 SDZ - 104	15-41	736 K	14•15	2099 ED 2099 THF	40•42•43•44 41	
800 SS Monster i.e. Sport	03÷05 04 03	520 SDZ - 98	15-39	4019 K	14•15	735 THF 735 C 735 E	36÷48 36÷48 38÷49	
800 Monster S2R Monster S2R Drak	05÷06	520 SDZ - 104	15-41	736 K	14•15	2028 THF 2028 ED	37•38 36÷42	
851 S.P.	88÷89	520 SDZ - 98	15-38	736 K	14•15	491 C	38•40	
851 S.P.	90	520 SDZ - 98	15-39	736 K	14•15	735 THF 735 C 735 E	36÷48 36÷48 38÷49	
851 S.P.	91	520 SDZ 96	15-37	736 K	14•15	735 THF 735 C 735 E	36÷48 36÷48 38÷49	
851 Strada	90÷91	520 SDZ - 98	15-39	736 K	14•15	735 THF 735 C 735 E	36÷48 36÷48 38÷49	
888 S.P. - S.P. - S	92÷93	520 SDZ 96	15-36	736 K	14•15	735 THF 735 C 735 E	36÷48 36÷48 38÷49	

## ČZ Chains Kits - Application chart - Osazovací tabulka

Model	year rok	 chain - links řetěz - články	original teeth originální osazení	front sprocket přední kolo		rear sprocket zadní kolo		price cena
				code kód	nr. of teeth počet zubů	code kód	number of teeth počet zubů	
900 Monster	93÷99	520 SDZ - 98	15-39	736 K	14•15	735 THF 735 C 735 E	36÷48 36÷48 38÷49	
900 Monster i.e	00÷02	520 SDZ - 98	15-38	4041 K	14•15	735 THF 735 C 735 E	36÷48 36÷48 38÷49	
900 SD Darmah	79	530 SDZ - 106	16-36	493 K	15•16	1022 C	36•38•40•47	
900 Sport/Supersport i.e	99÷02	520 SDZ - 96	15-40	736 K	14•15	735 THF 735 C 735 E	36÷48 36÷48 38÷49	
900 SS	79÷88	530 SDZ - 104	15-36	493 K	15•16	1022 C	36•38•40•47	
900 SS	89÷90	520 SDZ - 98	15-39	736 K	14•15	735 THF 735 C 735 E	36÷48 36÷48 38÷49	
900 SS, Superlight	91÷98	520 SDZ - 96	15-37	736 K	14•15	735 THF 735 C 735 E	36÷48 36÷48 38÷49	
906 Paso	89	520 SDZ - 108	15-40	736 K	14•15	491 C	38•40	
906 Paso	90	520 SDZ - 106	15-38	736 K	14•15	491 C	38•40	
916 S.P. - Mono - Biposto	94÷98	525 SDZ - 94	15-36	4014 K	14•15	2027 THF 2027 ED	36÷38•42 36÷39	
S.P. - Mono - Biposto #520		520 SDZ		4019 K	14•15	2028 THF 2028 ED	37•38 36÷42	
944 ST 2	99÷03	525 SDZ - 102	15-42	4014 K	14•15	2041 THF 2041 C 2041 ED	35•37÷43 38÷43 38÷43	
944 ST 4	98÷03	525 SDZ - 102	15-43	4014 K	14•15	2041 THF 2041 C 2041 ED	35•37÷43 38÷43 38÷43	
944 ST 4 S - ABS	04÷06	525 SDZ - 100	15-38	4014 K	14•15	2041 THF 2041 C 2041 ED	35•37÷43 38÷43 38÷43	
996 Monster S4R Europa	03÷06	525 SDZ - 104	15-42	4014 K	14•15	2099 ED 2099 THF	40•42•43•44 41	
996 996 R-RII-S	01÷02	525 SDZ - 94	15-36	4054 K	14•15	2027 THF 2027 ED	36÷38•42 36÷39	
996 996 R-RII-S #520		520 SDZ		4054 KM	14÷16	2028 THF 2028 ED	37•38 36÷42	
996 Strada	99÷01	525 SDZ - 94	15-36	4014 K	14•15	2027 THF 2027 ED	36÷38•42 36÷39	
996 Strada #520	99÷01	520 SDZ		4019 K	14•15	2028 THF 2028 ED	37•38 36÷42	
998 998 - 998 Matrix	02÷04	525 SDZ - 94	15-36	4054 K	14•15	2027 THF 2027 ED	36÷38•42 36÷39	
998 998 #520 - 998 Matrix #520		520 SDZ		4054 KM	14÷16	2028 THF 2028 ED	37•38 36÷42	
998 Monster S4RS	06	525 SDZ	15-43	4054 K	14•15	2099 ED 2099 THF	40•42•43•44 41	
999 999 - R - S - Xerox	03÷06	525 SDZ - 96	15-36	4054 K	14•15	2091 THF 2091 ED	35÷42 36÷42	
999 999 - R - S #520		520 SDZ		4054 KM	14÷16	2091 EMD	36÷42	
1000 DS Multistrada	03÷	525 SDZ - 104	15-42	4054 K	14•15	2099 ED 2099 THF	40•42•43•44 41	
1000 Multistrada S	06	525 SDZ - 102	15-42	4054 K	14•15	2099 ED 2099 THF	40•42•43•44 41	
1000 Monster - S Europa	02÷	525 SDZ - 100	15-39	4054 K	14•15	2041 THF 2041 C 2041 ED	35•37÷43 38÷43 38÷43	
1000 Monster - S Europa #520		520 SDZ		4054 KM	14÷16	735 THF 735 C 735 E	36÷48 36÷48 38÷49	

## ČZ Chains Kits - Application chart - Osazovací tabulka


Model	year rok	 chain - links řetěz - články	original teeth originální osazení	front sprocket přední kolo		rear sprocket zadní kolo		price cena
				code kód	nr. of teeth počet zubů	code kód	number of teeth počet zubů	
1000 Monster S2R	06	525 SDZ - 104	15-41	4054 K	14•15	2099 ED 2099 THF	40•42•43•44 41	
1000 Monster S4R	03÷	525 SDZ - 104	15-42	4014 K	14•15	2091 THF 2091 ED	35÷42 36÷42	
1000 Paul Smart	06	525 SDZ - 100	15-38	4054 K	14•15	2041 THF 2041 C 2041 ED	35•37÷43 38÷43 38÷43	
1000 GT	06	525 SDZ - 100	15-38	4054 K	14•15	2041 THF 2041 C 2041 ED	35•37÷43 38÷43 38÷43	
1000 SS Europa	03÷	525 SDZ - 96	15-38	4054 K	14•15	2041 THF 2041 C 2041 ED	35•37÷43 38÷43 38÷43	
SS Europa #520		520 SDZ		4054 KM	14÷16	735 THF 735 C 735 E	36÷48 36÷48 38÷49	
1000 ST3 Europa	04÷06	525 SDZ - 102	15-42	4054 K	14•15	2041 THF 2041 C 2041 ED	35•37÷43 38÷43 38÷43	
ST3 Europa #520		520 SDZ		4054 KM	14÷16	735 THF 735 C 735 E	36÷48 36÷48 38÷49	

## GAS GAS

50 Rookie	00÷	420 - 126	12-52	4032	12÷14	2035	48•50•52•53	
125 EC	00÷01	520 M - 118	13-52	4048 K	12÷13	1509 EC 1509 ESM 1509 C	47-52 40÷46 50	
125 EC	03÷06	520 M - 112	13-48	4048 K	12÷13	1509 EC 1509 ESM 1509 C	47-52 40÷46 50	
125 Pampera	00÷01	520 M - 100	10-44	4047 K	10•11	2074 E	40•41•44	
125 TXT	00÷01	520 M - 102	10-44	4047 K	10•11	2074 E	40•41•44	
200 EC	00÷01	520 MX - 116	13-51	4048 K	12÷13	1509 EC 1509 ESM 1509 C	47-52 40÷46 50	
200 TXT	00÷01	520 M - 100	10-44	4047 K	10•11	2074 E	40•41•44	
249 TXT	00÷01	520 M - 100	11-41	4047 K	10•11	2074 E	40•41•44	
250 EC	00	520 ORM - 116	13-47	4048 K	12÷13	1509 EC 1509 ESM 1509 C	47-52 40÷46 50	
250 EC	01÷06	520 ORM - 112	13-48	4048 K	12÷13	1509 EC 1509 ESM 1509 C	47-52 40÷46 50	
250 Pampera	00÷01	520 M - 118	12-40	4047 K	10•11	2074 E	40•41•44	
280 TXT	00÷01	520 M - 100	11-41	4047 K	10•11	2074 E	40•41•44	
300 EC	00	520 ORM - 116	13-47	4048 K	12÷13	1509 EC 1509 ESM 1509 C	47-52 40÷46 50	
300 EC	01÷06	520 ORM - 114	13-48	4048 K	12÷13	1509 EC 1509 ESM 1509 C	47-52 40÷46 50	
321 TXT	00÷01	520 M - 100	11-41	4047 K	10•11	2074 E	40•41•44	
400 EC 400 FSE	02÷	520 ORM - 118	13-48	4048 K	12÷13	1509 EC 1509 ESM 1509 C	47-52 40÷46 50	
400 SM 400 FSE	02÷	520 MX - 114	13-42	4048 K	12÷13	1509 ESM	40÷46	
450 EC 450 FSE	03÷06	520 ORH - 118	13-48	4048 K	12÷13	1509 EC 1509 ESM 1509 C	47-52 40÷46 50	
450 SM 450 FSE	03 ÷04	520 ORH - 114	13-42	4048 K	12÷13	1509 ESM	40÷46	

The lenght of the chain is referred to the original equipment.  
 Délka řetězu odpovídá originálnímu osazení výrobce.

## ČZ Chains Kits - Application chart - Osazovací tabulka

Model	year rok	 chain - links řetěz - články	original teeth originální osazení	front sprocket přední kolo		rear sprocket zadní kolo		price cena
				code kód	nr. of teeth počet zubů	code kód	number of teeth počet zubů	

### GILERA

50	GSM, H@K, R, RK	97÷00	420 S - 130	12-46	4052 K	12	2076 C	46÷52	
50	RC-Top Rally	90÷91	415 S - 120	13-40	599	13÷15	2011	40÷42÷45÷51	
50	RCR	03	420	12-52	4051 K	12÷14	2075 C	42÷45÷48÷53	
50	Sioux	91÷94	415 S - 122	13-45	599	13÷15	2011	40÷42÷45÷51	
50	STM	03	420	14-52	4051 K	12÷14	2075 C	42÷45÷48÷53	
125	Crono	91÷94	520 M - 106	14-40	605 K	14	604 C	35÷36÷38÷40	
125	KK-KZ	86÷89	428 - 126	16-46	601 K	16	485	46	
125	MX-1, MX-R	88÷92	520 M - 104	13-38	603 K	13	604 C	35÷36÷38÷40	
125	R1, R1-S	88÷89	520 M - 110	13-44	603 K	13	5 C	43÷45÷47÷49	
125	RC Top Rally	90÷93	520 M - 114	13-43	603 K	13	606 C	43	
125	SP-01, SP-02	88÷92	520 M - 104	14-38	605 K	14	604 C	35÷36÷38÷40	
125	XR-1, XR-2	88÷93	520 M - 106	13-44	603 K	13	16 C	44	
200	RV	86÷88	520 ORM - 104	13-41	603 K	13	13 C	39÷41	
350	ER, Dakota	85÷89	520 ORM - 112	14-51	609 K	14	610 C	51	
600	Nord West	91÷94	520 ORM - 108	14-43	609 K	14	611 C	43	
600	RC	89÷94	520 ORM - 106	14-43	609 K	14	245 C	38÷41÷43÷45÷47÷48÷51	
600	RC-R	91÷94	520 ORM - 112	14-52	609 K	14	2015 EC 2015 C	47÷53 46÷48÷50÷52	
600	Saturno	91÷93	520 ORM - 106	14-43	609 K	14	5 C	43÷45÷47÷49	
600	XR-T	88÷89	520 ORM - 106	14-43	609 K	14	5 C	43÷45÷47÷49	

### HM MOTOR

50	CR-E	95÷00	428 - 132	12-56	4035 K	11÷13	2047 E	56÷58	
50	CR-E	01÷03	428 - 132	12-56	4035 K	11÷13	2085 E	56÷58÷62	
50	CRE Derapage	÷00	428 - 132	13-56	4035 K	11÷13	2047 E	56÷58	
50	CRE Derapage	01÷03	428 - 132	13-56	4035 K	11÷13	2085 E	56÷58÷62	
50	CRE Derapage	04	428 - 132	12-62	4066 K	12	2106 E	62	
125	CRE	93÷00	520 MX - 114	13-49	326 K 326 KC	11÷14 12÷13	210 EC 210 C	47÷54 43÷45÷48÷53	
250	CRE	97÷01	520 ORMX - 114	13-47	284 K 284 KC	12÷15 13÷15	210 EC 210 ESM 210 C 210 SPE	47÷54 40÷46 43÷45÷48÷53 Spacer - Rozpěrka 3 mm	
250	CRE	02÷	520 ORMX - 114	13-50	284 K 284 KC	12÷15 13÷15	210 EC 210 ESM 210 C 210 SPE	47÷54 40÷46 43÷45÷48÷53 Spacer - Rozpěrka 3 mm	
250	CRF 250 E	05	520 MX - 116	13-51	4063 K 4063 KC	12÷14 12÷14	210 EC 210 ESM 210 C 210 SPE	47÷54 40÷46 43÷45÷48÷53 Spacer - Rozpěrka 3 mm	
450	CRF 450 E	05	520 MX - 114	13-48	284 K 284 KC	12÷15 13÷15	210 EC 210 ESM 210 C 210 SPE	47÷54 40÷46 43÷45÷48÷53 Spacer - Rozpěrka 3 mm	
500	CRE	97÷00	520 ORMX - 114	14-47	284 K 284 KC	12÷15 13÷15	210 EC 210 C	47÷54 43÷45÷48÷53	


## ČZ Chains Kits - Application chart - Osazovací tabulka

Model	year rok	 chain - links řetěz - články	original teeth originální osazení	front sprocket přední kolo		rear sprocket zadní kolo		price cena
				code kód	nr. of teeth počet zubů	code kód	number of teeth počet zubů	


### HONDA

50	C 50 ZZ/Z2	78÷82	420 S - 98	13-40	4009	12÷16	257	36•40•41	
50	C 50 LAC/LAE/LAG	84÷88	420 S - 98	13-40	4009	12÷16	257	36•40•41	
50	CB 50 J	78÷81	420 S - 104	13-42	253	12÷15	256	35•38•41÷43	
50	CF 50 Chaly	79÷96	420 S - 88	14-38	253	12÷15	256	35•38•41÷43	
50	CRM 50 R	93÷94	420 S - 106	13-47	4009	12÷16	239	36•38•40•42•45•47	
50	Cub	82÷85	420 S - 98	12-40	4009	12÷16	257	36•40•41	
50	MB 50 S (A)	80÷82	420 S - 108	12-45	4009	12÷16	239	36•38•40•42•45•47	
50	MBX 50 S (D,F)	84÷86	420 S - 108	12-45	4009	12÷16	239	36•38•40•42•45•47	
50	MT 50 S (A,L)	80÷93	420 S - 108	13-45	4009	12÷16	239	36•38•40•42•45•47	
50	MTX 50 S (C, E)	83÷85	420 S - 122	12-47	4009	12÷16	239	36•38•40•42•45•47	
50	MTX 50 Automatique	84÷90	420 S - 116	14-36	251	14	239	36•38•40•42•45•47	
50	NSR 50 S (K ÷ R)	89÷94	420 S - 124	13-45	4009	12÷16	213	37•41•43•45•47	
50	NSR 50 (France)	98÷99	420 S	12-41	4009	12÷16	213	37•41•43•45•47	
50	SS 50 Z/K1/Z B2	78÷80	420 S - 98	13-42	4009	12÷16	256	35•38•41÷43	
50	ST 50 Dax (L)	90	420 S 88	15-38	253	12÷15	256	35•38•41÷43	
50	ST 50 K3 (J ÷ P)	88÷93	420 S - 96	14-41	253	12÷15	256	35•38•41÷43	
50	Z 50 A Monkey		420 S 78	13-35	4009	12÷16	255	35	
70	CF 70 pitchly	78÷85	420 S 88	14-35	253	12÷15	256	35•38•41÷43	
70	ST DAX France	83÷98	420 S 86	15-35	253	12÷15	256	35•38•41÷43	
75	MBX 75	84	420 S - 116	15-36	253	12÷15	239	36•38•40•42•45•47	
75	MTX 75	87	420 S - 122	15-47	253	12÷15	239	36•38•40•42•45•47	
75	NSR 75	90	420 S - 116	15-36	253	12÷15	216	36	
75	NS1 75	92÷93	420 S - 128	16-37	249	16	213	37•41•43•45•47	
80	CR 80 - R	86÷03	420 - 114	15-49	273 273 KC	13÷16 15	2064 C 2064 E	47•49•55 47÷57	
80	CR 80 - R Big Wheels	86÷03	420 - 114	15-55	273 273 KC	13÷16 15	2064 C 2064 E	47•49•55 47÷57	
80	MB 80 S (A)	80÷83	420 - 106	15-40	253	12÷15	239	36•38•40•42•45•47	
80	MBX 80 SW-SW2	83÷87	420 - 116	15-36	253	12÷15	239	36•38•40•42•45•47	
80	MT 80 S (A)	80	420 - 104	15-38	253	12÷15	239	36•38•40•42•45•47	
80	MTX 80 RS (C, D, E)	83÷86	420 - 122	15-42	253	12÷15	239	36•38•40•42•45•47	
85	CR 85 - R	03÷06	420 - 116	13-49	273 273 KC	13÷16 15	2064 E 2064 C	47÷57 47•49•55	
85	CR 85 - R Big Wheels	03÷06	420 - 116	15-55	273 273 KC	13÷16 15	2064 E 2064 C	47÷57 47•49•55	
90	C 90 E/MF/MG/MP Cub	84÷98	420 - 98	15-39	253	12÷15	211	39	
100	CB 100 N/NA	78÷86	428 - 100	14-37	259 K	14÷16	269	34•35•39•40÷43•47÷49•51	
100	CRF	04÷07	428 - 118	14-50	274 K	14•15	2063	50	
100	H 100 A/S	84÷93	428 - 106	15-34	274 K	14•15	269	34•35•39•40÷43•47÷49•51	
100	XL 100 S	78÷82	428 - 118	15-43	274 K	14•15	269	34•35•39•40÷43•47÷49•51	
100	XR 100 R, CRF 100	85÷06	428 - 118	14-50	274 K	14•15	2063	50	
125	CA 125 Rebel (S ÷ W)	95÷01	520 M - 112	13-39	329 K	11÷13	2034 C	39•41•44	
125	CB 125 T/TA/TB/TZ	78÷82	428 - 112	15-39	259 K	14÷16	269	34•35•39•40÷43•47÷49•51	
125	CB 125 TD	82÷88	428 - 122	15-42	259 K	14÷16	269	34•35•39•40÷43•47÷49•51	
125	CB 125 J/R	83÷96	428 - 108	15-37	259 K	14÷16	269	34•35•39•40÷43•47÷49•51	
125	CBR 125 R	04÷06	428 - 124	15-42	4036 K	15•17	2107 E	42	
125	CBX 125	79÷82	428 - 104	15-37	259 K	14÷16	269	34•35•39•40÷43•47÷49•51	
125	CD 125 TC Benly	82÷85	428 - 116	15-42	259 K	14÷16	269	34•35•39•40÷43•47÷49•51	
125	CG 125 A/B/C/E/K1	77÷85	428 - 98	14-34	259 K	14÷16	269	34•35•39•40÷43•47÷49•51	
125	CG 125 F/K ( Brazil )	85÷98	428 - 114	14-41	259 K	14÷16	269	34•35•39•40÷43•47÷49•51	
125	CG 125 K	98÷00	428 - 112	15-36	259 K	14÷16	269	34•35•39•40÷43•47÷49•51	
125	CLR 125 Cityfly	98÷00	428 - 128	17-50	4036 K	15•17	271	50	
125	CM 125 CC/CF	82÷97	428 - 120	15-43	259 K	14÷16	269	34•35•39•40÷43•47÷49•51	
125	CR 125	'01	520 MX - 114	13-52	326 K 326 KC	11÷14 12•13	210 EC 210 ESM 210 C	47÷54 40÷46 43•45•48÷53	


## ČZ Chains Kits - Application chart - Osazovací tabulka

Model	year rok	 chain - links řetěz - články	original teeth originální osazení	front sprocket přední kolo		rear sprocket zadní kolo		price cena
				code kód	nr. of teeth počet zubů	code kód	number of teeth počet zubů	
125 CR 125 R (H ÷ T)	87÷96	520 MX - 114	13-51	326 K 326 KC	11÷14 12•13	210 EC 210 C	47÷54 43•45•48÷53	
125 CR 125 R (V)	97	520 MX - 112	12-49	326 K 326 KC	11÷14 12•13	210 EC 210 C	47÷54 43•45•48÷53	
125 CR 125 R (W, X)	98÷99	520 MX - 114	13-51	326 K 326 KC	11÷14 12•13	210 EC 210 C	47÷54 43•45•48÷53	
125 CR 125 R	00÷01	520 MX - 116	13-52	326 K 326 KC	11÷14 12•13	210 EC 210 ESM 210 C	47÷54 40÷46 43•45•48÷53	
125 CR 125 R	02	520 MX - 114	13-51	326 K 326 KC	11÷14 12•13	210 EC 210 ESM 210 C	47÷54 40÷46 43•45•48÷53	
125 CR 125 R	03	520 MX - 116	13-52	326 K 326 KC	11÷14 12•13	210 EC 210 ESM 210 C	47÷54 40÷46 43•45•48÷53	
125 CR 125 R	04÷07	520 MX - 116	13-53	4063 K 4063 KC	12÷14 12•14	210 EC 210 ESM 210 C	47÷54 40÷46 43•45•48÷53	
125 CR 125 MOTARD	06	520 MX - 116	13-40	4063 K 4063 KC	12÷14 12•14	210 ESM 210 EC	40÷46 47÷54	
125 CRM 125 R (L ÷ X)	90÷99	520 ORM - 106	14-40	327 K	12÷14	604 C	35•36•38•40	
125 CT 125 C	82÷84	428 - 120	15-51	259 K	14÷16	269	34•35•39•40÷43•47÷49•51	
125 MBX 125 F (E)	84÷86	520 M - 106	13-39	329 K	11÷13	279 C	31•32•33•35•39•40	
125 MTX 125 R	86÷94	520 M - 106	13-40	329 K	11÷13	279 C	31•32•33•35•39•40	
125 MTX 125 RW	83÷94	428 - 130	15-53	259 K	14÷16	241	53	
125 NS 125 F/R	85÷90	520 M - 106	13-35	329 K	11÷13	279 C	31•32•33•35•39•40	
125 NSR 125 F-II	89÷92	520 M - 106	13-35	329 K	11÷13	604 C	35•36•38•40	
125 NSR 125 R (K ÷ N)	89÷93	520 M - 108	13-35	327 K	12÷14	604 C	35•36•38•40	
125 NSR 125 R/F (P ÷ X)	94÷99	520 ORM - 108	14-36	327 K	12÷14	604 C	35•36•38•40	
125 NSR 125 R	00÷01	520 ORM - 110	14-38	327 K	12÷14	604 C	35•36•38•40	
125 NX 125 (K ÷ X)	89÷99	428 - 128	16-50	259 K	14÷16	271	50	
125 SL 125 K1A-K2A	76÷80	428 - 118	15-47	259 K	14÷16	269	34•35•39•40÷43•47÷49•51	
125 VT 125 C Shadow	99÷06	520 ORM - 112	14-41	327 K	12÷14	2034 C	39•41•44	
125 XL 125 S2	79÷83	428 - 118	14-51	259 K	14÷16	269	34•35•39•40÷43•47÷49•51	
125 XL 125 R Prolink	82÷87	428 - 128	14-53	259 K	14÷16	242	53	
125 XL 125 (J)	88	428 - 128	16-47	259 K	14÷16	269	34•35•39•40÷43•47÷49•51	
125 XL 125 R Paris-Dakar	84÷97	428 - 128	16-50	259 K	14÷16	271	50	
125 XL 125 V Varadero	01÷06	520 M - 112	14-44	327 K	12÷14	2034 C	39•41•44	
125 XLR 125 R	98÷01	428 - 130	17-51	4036 K	15•17	2048 2048 E	51 54	
125 XLR 125 R	04÷05	428 - 132	17-54	4036 K	15•17	2048 E 2048	54 51	
125 XR 125 L	04÷06	428 - 136	17-54	4036 K	15•17	2048 E 2048	54 51	
150 CRF 150 F	03÷05	520 MX - 112	13-48	327 K	12÷14	210 EC 210 ESM 210 C	47÷54 40÷46 43•45•48÷53	
150 CRF 150 F	06	520 MX - 112	13-47	327 K	12÷14	210 EC 210 ESM 210 C	47÷54 40÷46 43•45•48÷53	
150 CRF 150 R	07	420 - 126	15-56			2064 E 2064 C	47÷57 47•49•55	
150 CRF 150 R2	07	420 - 120	15-50			2064 E 2064 C	47÷57 47•49•55	
185 XL 185 S	80÷93	428 - 120	14-49	259 K	14÷16	269	34•35•39•40÷43•47÷49•51	
200 CB 200	76÷79	520 H - 94	15-35	275 K	15	279 C	31•32•33•35•39•40	
200 CD 200 TB Benly	79÷85	428 - 112	15-34	263 K	14÷16	269	34•35•39•40÷43•47÷49•51	
200 CM 200 TA/TB Custom	81÷84	428 - 112	15-35	259 K	14÷16	269	34•35•39•40÷43•47÷49•51	
200 MTX 200 RW	83÷86	520 M - 104	13-42	329 K	11÷13	243	42	
200 XL 200 R Paris-Dakar	84÷90	520 M - 108	13-41	328 K	13	277 C	41	


## ČZ Chains Kits - Application chart - Osazovací tabulka

Model	year rok	 chain - links řetěz - články	original teeth originální osazení	front sprocket přední kolo		rear sprocket zadní kolo		price cena
				code kód	nr. of teeth počet zubů	code kód	number of teeth počet zubů	
230	CRF 230 F	03÷06	520 MX - 114	13-50	327 K	12÷14	210 EC 210 ESM 210 C 210 SPE	47÷54 40÷46 43•45•48÷53 Spacer - Rozpěrka 3 mm
250	CB 250 N/NA/T	78÷82	530 SDZ - 102	15-41	278 K	15•16	246 C	36•41
250	CB 250 N (B, C, D)	81÷83	520 ORM - 102	15-41	276 K	15•16	247 C	35•36•41
250	CB 250 Nighthawk (M ÷ X)	91÷	520 ORM - 104	14-31	270 K	14	279 C	31•32•33•35•39•40
250	CB 250 RS (A)	80÷83	520 ORM - 98	14-44	281 K	14•15	248 C	44
250	CB 250 RS	82÷84	520 ORM - 100	14-45	281 K	14•15	245 C	38÷41•43÷45•47•48•51
250	CB 250 R	95÷96	520 ORM - 104	14-31	270 K	14	279 C	31•32•33•35•39•40
250	CBX 250 RS (E)	84÷86	520 ORM - 100	15-35	276 K	15•16	247 C	35•36•41
250	CD 250 U (J)	88÷94	520 ORM - 98	14-32	287 K	14	279 C	31•32•33•35•39•40
250	CJ 250 T (2 Cyl)	77÷79	530 SDZ - 100	16-38	278 K	15•16	278 C	38
250	CL 250 S (C)	82÷84	520 ORM - 106	15-51	281 K	14•15	245 C	38÷41•43÷45•47•48•51
250	CM 250 T (B) Custom	82÷84	520 ORM - 104	15-41	276 K	15•16	247 C	35•36•41
250	CM 250 (C, D)	83÷85	520 ORM - 94	14-39	270 K	14	279 C	31•32•33•35•39•40
250	CM 250 (X)	99	520 ORM - 108	14-39	270 K	14	2034 C	39•41•44
250	CMX 250 Rebel	88	520 ORM - 108	14-33	270 K	14	279 C	31•32•33•35•39•40
250	CMX 250 C Rebel (T ÷ X)	96÷99	520 ORM - 104	14-31	270 K	14	279 C	31•32•33•35•39•40
250	CR 250 R	88÷89	520 MX - 116	14-51	284 K 284 KC	12÷15 13÷15	210 EC 210 C	47÷54 43•45•48÷53
250	CR 250 R (L, M)	90÷91	520 MX - 116	14-53	284 K 284 KC	12÷15 13÷15	210 EC 210 C	47÷54 43•45•48÷53
250	CR 250 R (N ÷ S)	92÷95	520 MX - 114	13-49	284 K 284 KC	12÷15 13÷15	210 EC 210 C	47÷54 43•45•48÷53
250	CR 250 R (T ÷ X)	96÷01	520 MX - 114	13-50	284 K 284 KC	12÷15 13÷15	210 EC 210 ESM 210 C 210 SPE	47÷54 40÷46 43•45•48÷53 Spacer - Rozpěrka 3 mm
250	CR 250 R	02÷07	520 MX - 114	13-50	284 K 284 KC	12÷15 13÷15	210 EC 210 ESM 210 C 210 SPE	47÷54 40÷46 43•45•48÷53 Spacer - Rozpěrka 3 mm
250	CRF 250 R 4T	04÷06	520 MX - 116	13-51	4063 K 4063 KC	12÷14 12•14	210 EC 210 ESM 210 C 210 SPE	47÷54 40÷46 43•45•48÷53 Spacer - Rozpěrka 3 mm
250	CRF 250 X 4T	04÷06	520 MX - 114	13-49	4063 K 4063 KC	12÷14 12•14	210 EC 210 ESM 210 C 210 SPE	47÷54 40÷46 43•45•48÷53 Spacer - Rozpěrka 3 mm
250	NX 250 (J, K, L, L2, P2)	88÷93	520 ORM - 102	13-41	4005 K	13	245 C	38÷41•43÷45•47•48•51
250	XL 250 S (Z, A, B)	78÷82	520 ORM - 102	14-53	281 K	14•15	245 C	38÷41•43÷45•47•48•51
250	XL 250 R (C)	82÷84	520 ORM - 102	14-47	281 K	14•15	245 C	38÷41•43÷45•47•48•51
250	XR 250 R (M÷W)	91÷97	520 ORM - 108	13-48	4017 K	13	301 E 301 C	46•48•50 46•48•50
250	XR 250 R	88÷89	520 ORM - 108	13-48	327 K	12÷14	210 EC 210 C	47÷54 43•45•48÷53
250	XR 250 R	95÷96	520 ORM - 112	13-48	327 K	12÷14	210 EC 210 C	47÷54 43•45•48÷53
250	XR 250 R	97÷04	520 ORM - 106	13-48	4053 K	12÷14	210 EC 210 ESM 210 C 210 SPE	47÷54 40÷46 43•45•48÷53 Spacer - Rozpěrka 3 mm
350	CB 350 S (G)	86÷88	525 SDZ - 108	16-36	291 K	15•16	332 C	36•37•44
350	XL 350 R (F, G, H) ND03	85÷87	520 ORM - 102	14-38	287 K	14	245 C	38÷41•43÷45•47•48•51
400	CB 400 T/N/Auto	78÷81	530 SDZ - 100	16-36	278 K	15•16	246 C	36•41
400	CB 400 N (B, C, D)	81÷85	520 ORM - 100	16-36	276 K	15•16	247 C	35•36•41
400	CB 400 F, FK (CB1)	89÷90	525 SDZ - 104	15-41	297 K	15	318 C	41
400	CB 400 F, FM, FM2 (CB1)	91	525 SDZ - 104	15-37	297 K	15	332 C	36•37•44


## ČZ Chains Kits - Application chart - Osazovací tabulka

Model	year rok	 chain - links řetěz - články	original teeth originální osazení	front sprocket přední kolo		rear sprocket zadní kolo		price cena
				code kód	nr. of teeth počet zubů	code kód	number of teeth počet zubů	
400	CBR 400 FE-F2E	84	525 SDZ - 106	15-44	291 K	15•16	332 C	36•37•44
400	CBR 400 RG, RH Aero NC23	86	525 SDZ - 108	15-44	294 K	14•15	332 C	36•37•44
400	CBR 400 R, RL Gullarm NC29	90	525 SDZ - 102	15-39	297 K	15	2040 C	39
400	CBX 400 F-F2	82÷83	530 SDZ - 104	15-45	278 K	15•16	341 C	40•43•45•46
400	CM 400 T (A) Chopper	79÷81	530 SDZ - 102	16-35	278 K	15•16	246 C	36•41
400	CM 400 T (B, C, D) Chopper	81÷83	520 ORM - 100	16-35	276 K	15•16	247 C	35•36•41
400	NT 400 J, K2 Bros	88÷89	525 SDZ - 112	16-44	296 K	15•16	2038 C	44•45
400	NTV 400 Bros	90	525 SDZ - 114	15-45	296 K	15•16	2038 C	44•45
400	VF 400 F (D)	83÷86	530 SDZ - 108	15-46	286 K	15	341 C	40•43•45•46
400	VFR 400 RH/J Proarm NC24	87÷88	525 SDZ - 106	15-45	294 K	14•15	2038 C	44•45
400	VFR 400 R3 (L, M) NC30	90÷93	525 SDZ - 104	15-40	297 K	15	312 C	40
400	XL 400 R (C)	82	520 ORH - 104	15-45	281 K	14•15	245 C	38÷41•43÷45•47•48•51
400	XL 400 R (T ÷ X)	96÷99	520 ORH - 108	15-45	4027 K	13÷15	210 C 210 EC	43•45•48÷53 47÷54
400	XR 400 R	01÷04	520 ORH - 108	15-45	4049 K	13÷16	210 ESM 210 C 210 EC 210 SPE	40÷46 43•45•48÷53 47÷54 Spacer - Rozpěrka 3 mm
450	CB 450 S (G, J) (27 PS)	86÷88	525 SDZ - 108	16-36	291 K	15•16	332 C	36•37•44
450	CB 450 DX (K) (44 PS)	89÷92	525 SDZ - 108	16-36	291 K	15•16	332 C	36•37•44
450	CMX 450 C Rebel	87	525 SDZ - 112	16-36	291 K	15•16	332 C	36•37•44
450	CRF 450 R	02÷06	520 MX - 114	13-48	284 K 284 KC	12÷15 13÷15	210 EC 210 ESM 210 C 210 SPE	47÷54 40÷46 43•45•48÷53 Spacer - Rozpěrka 3 mm
450	CRF 450 X	04÷07	520 MX - 114	13-51	284 K 284 KC	12÷15 13÷15	210 EC 210 ESM 210 C 210 SPE	47÷54 40÷46 43•45•48÷53 Spacer - Rozpěrka 3 mm
500	CB 500 K1-2/F	75÷77	530 SDZ - 100	17-34	288 K	17•18	282 C	34•37
500	CB 500 Clubman (K, L)	89÷90	525 SDZ - 108	15-37	294 K	14•15	332 C	36•37•44
500	CB 500 R/S (R ÷ X)	94÷99	525 SDZ - 108	15-40	297 K	15	344 C	38•40÷43•45•46
500	CB 500 - S	99÷04	525 SDZ - 120	15-40	297 K	15	344 C	38•40÷43•45•46
500	CBF 500	04÷06	525 SDZ - 116	15-41	294 K	14•15	344 C	38•40÷43•45•46
500	CBX 500 F-F2	82÷83	530 SDZ - 104	16-43	292 K	16	341 C	40•43•45•46
500	CR 500 R (J ÷ M)	88÷91	520 MX - 116	14-51	284 K 284 KC	12÷15 13÷15	210 EC 210 C	47÷54 43•45•48÷53
500	CR 500 R (N ÷ X)	92÷99	520 MX - 114	14-49	284 K 284 KC	12÷15 13÷15	210 EC 210 C	47÷54 43•45•48÷53
500	GB 500 TT, K Clubman	89÷90	525 SDZ - 108	15-37	294 K	14•15	332 C	36•37•44
500	VF 500 F2 (E) PC12	84÷85	530 SDZ - 108	15-43	286 K	15	341 C	40•43•45•46
500	VF 500 F2 (F)	85÷87	530 SDZ - 108	15-40	286 K	15	341 C	40•43•45•46
500	XBR 500 S (42PS) (H, J)	87÷91	525 SDZ - 108	15-36	294 K	14•15	332 C	36•37•44
500	XL 500 S (Z, A, B)	79÷81	520 ORH - 96	14-39	281 K	14•15	245 C	38÷41•43÷45•47•48•51
500	XL 500 R (D, F, H)	83÷87	520 ORH - 102	15-41	281 K	14•15	245 C	38÷41•43÷45•47•48•51
500	XR 500 R (D, E, F)	83÷85	520 ORH - 104	14-48	281 K	14•15	245 C	38÷41•43÷45•47•48•51
550	CB 550 K3-F1-F2	75÷80	530 SDZ - 102	17-37	288 K	17•18	282 C	34•37
550	CBX 550 FD/F2D	81÷86	530 SDZ - 104	16-43	338 K	16	341 C	40•43•45•46
550	CBX 550 FC/F2C	82÷85	530 SDZ - 104	16-45	338 K	16	341 C	40•43•45•46
600	CB 600 F Hornet - S	98÷06	525 SDZ - 110	15-42	4034 K	14•15	2033 THF 2033 C 2033 ED	41÷45•47 41÷44•47 42÷44
	CB 600 F Hornet - S #520		520 SDZ		4034 KM	13÷16	2033 EMD	41÷46
600	CB 600 F (599)	04÷06	525 SDZ - 110	15-42	4034 K	14•15	2033 THF 2033 C 2033 ED	41÷45•47 41÷44•47 42÷44
	CB 600 F (599) #520		520 SDZ		4034 KM	13÷16	2033 EMD	41÷46
600	CBF 600 - N - S - ABS	04÷06	525 SDZ - 116	15-43	4034 K	14•15	2033 THF 2033 C 2033 ED	41÷45•47 41÷44•47 42÷44
	CBF 600 - N - S - ABS #520		520 SDZ		4034 KM	13÷16	2033 EMD	41÷46


## ČZ Chains Kits - Application chart - Osazovací tabulka

Model	year rok	 chain - links řetěz - články	original teeth originální osazení	front sprocket přední kolo		rear sprocket zadní kolo		price cena
				code kód	nr. of teeth počet zubů	code kód	number of teeth počet zubů	
600 CBR 600 F (H ÷ L) PC13/23	87÷90	530 SDZ - 110	15-43	295 K	14•15	341 C	40•43•45•46	
600 CBR 600 F (M ÷ T) PC25	91÷96	530 SDZ - 108	15-43	295 K	14•15	302 THF 302 C 302 ED	41÷44 41÷44 41÷43	
600 CBR 600 F (V, W)	97÷98	525 SDZ - 108	15-43	4034 K	14•15	2033 THF 2033 C 2033 ED	41÷45•47 41÷44•47 42÷44	
600 CBR 600 F (V, W) # 520		520 SDZ		4034 KM	13÷16	2033 EMD	41÷46	
600 CBR 600 F	99÷00	525 SDZ - 110	16-44	4029 K	15•16	2033 THF 2033 C 2033 ED	41÷45•47 41÷44•47 42÷44	
600 CBR 600 F #520		520 SDZ		4029 KM	14÷16	2033 EMD	41÷46	
600 CBR 600 F	01÷06	525 SDZ - 108	16-45	4029 K	15•16	2071 THF 2071 ED 2071 C	40÷46 45÷47 40÷46	
600 CBR 600 F # 520		520 SDZ		4029 KM	14÷16	2060 EMD	38÷48	
600 CBR 600 RR	03÷06	525 SDZ - 112	16-42	4029 K	15•16	2071 THF 2071 ED 2071 C	40÷46 45÷47 40÷46	
600 CBR 600 RR # 520		520 SDZ		4029 KM	14÷16	2060 EMD	38÷48	
600 CBR 600 RR	07	525 SDZ - 112	16-41	4029 K	15•16	2071 THF 2071 ED 2071 C	40÷46 45÷47 40÷46	
600 CBR 600 RR # 520		520 SDZ		4029 KM	14÷16	2060 EMD	38÷48	
600 VT 600 C (J) PC21	88	525 SDZ - 120	16-44	293 K	15•16	332 C	36•37•44	
600 VT 600 C Shadow (K ÷ X)	89÷06	525 SDZ - 120	16-44	296 K	15•16	332 C	36•37•44	
600 XL 600 R PD03	83÷87	520 ORH - 106	15-40	281 K	14•15	245 C	38÷41•43•45•47•48•51	
600 XL 600 LM-F/RM-G PD04	85÷88	520 ORH - 104	15-41	281 K	14•15	245 C	38÷41•43•45•47•48•51	
600 XL 600 V	89÷95	525 SDZ - 124	15-49	296 K	15•16	300 C	39•42•43•47÷49	
600 XL 600 V Transalp (H, J)	87÷88	525 SDZ - 118	15-47	293 K	15•16	300 C	39•42•43•47÷49	
600 XL 600 V Transalp (K ÷ X)	89÷00	525 SDZ - 118	15-47	296 K	15•16	300 C	39•42•43•47÷49	
600 XR 600 R	85÷87	520 ORH - 110	14-48	281 K	14•15	245 C	38÷41•43•45•47•48•51	
600 XR 600 R	88÷90	520 ORH - 110	14-50	281 K	14•15	2015 EC 2015 C	47÷53 46•48÷50•52	
600 XR 600 R (M ÷ W)	91÷00	520 ORH - 110	14-48	309 K	13÷15	301 E 301 C	46•48•50 46•48•50	
650 CB 650 (Z, A, B)	79÷81	530 SDZ - 102	16-40	338 K	16	284 C	39•40•48	
650 CB 650 S/C Nighthawk	82÷84	530 SDZ - 106	16-39	338 K	16	284 C	39•40•48	
650 FMX	05÷06	520 ORH - 110	14-42	308 K	14•15	305 C	42÷48•50	
650 FX 650 Vigor (X)	99	520 ORH - 120	14-43	308 K	14•15	305 C	42÷48•50	
650 NT 650 K Hawk GT USA	88÷91	525 SDZ - 112	16-44	296 K	15•16	2038 C	44•45	
650 NTV 650 K2 Bros	88÷91	525 SDZ - 112	16-44	296 K	15•16	2038 C	44•45	
650 NX 650 Dominator (J)	88	520 ORH - 108	15-45	306 K	15	305 C	42÷48•50	
650 NX 650 Dominator (K, L)	89÷90	520 ORH - 108	15-45	308 K	14•15	305 C	42÷48•50	
650 NX 650 Dominator (M ÷ R)	91÷94	520 ORH - 110	15-47	308 K	14•15	305 C	42÷48•50	
650 NX 650 Dominator 34PS	95÷99	520 ORH - 110	15-48	308 K	14•15	305 C	42÷48•50	
650 NX 650 Dominator (S ÷ W)	95÷01	520 ORH - 108	15-46	308 K	14•15	305 C	42÷48•50	
650 SLR 650 (V, W)	97÷98	520 ORH - 110	14-43	308 K	14•15	305 C	42÷48•50	
650 XL 650 V Transalp	00÷07	525 SDZ - 118	15-48	296 K	15•16	300 C	39•42•43•47÷49	
650 XR 650 L	93÷06	520 ORH - 110	15-48	308 K	14•15	301 E 301 C	46•48•50 46•48•50	
650 XR 650 R	00÷07	520 ORH - 110	14-48	4043 K	13÷16	210 EC 210 ESM 210 C	47÷54 40÷46 43•45•48÷53	
650 XRV 650 Africa Twin (J)	88÷89	525 SDZ - 124	16-49	296 K	15•16	300 C	39•42•43•47÷49	
750 CB 750 F (A, B, C) CB 750 F2 (C, D), SC	79÷84	530 SDZ - 108	18-46	339 K	16÷18	334 THF 334 C	39÷46•48 39÷46•48	
750 CB 750 Nighthawk	92÷93	525 SDZ - 112	15-38	4000 K	15	344 C	38•40÷43•45•46	
750 CB 750 F2 (N ÷ X) RC42	92÷98	525 SDZ - 112	15-40	4000 K	15	344 C	38•40÷43•45•46	
750 CBX 750 F (E, G) F2G	84÷86	530 SDZ - 114	16-45	339 K	16÷18	334 THF 334 C	39÷46•48 39÷46•48	


## ČZ Chains Kits - Application chart - Osazovací tabulka

Model	year rok	 chain - links řetěz - články	original teeth originální osazení	front sprocket přední kolo		rear sprocket zadní kolo		price cena
				code kód	nr. of teeth počet zubů	code kód	number of teeth počet zubů	
750 VF 750 F (D, E, F) RC15	83÷85	530 SDZ - 110	17-44	339 K	16÷18	334 THF 334 C	39÷46•48 39÷46•48	
750 VF 750 C (P, R, S) RC 43	93÷95	530 SDZ - 118	16-40	333 K	15÷17	334 THF 334 C	39÷46•48 39÷46•48	
750 VF 750 C (T ÷ X)	96÷99	530 SDZ - 120	16-39	333 K	15÷17	334 THF 334 C	39÷46•48 39÷46•48	
750 VFR 750 F (G ÷ H)	86÷87	530 SDZ - 110	16-45	339 K	16÷18	334 THF 334 C	39÷46•48 39÷46•48	
750 VFR 750 F (LJ÷ K)	88÷89	530 SDZ - 110	16-45	333 K	15÷17	334 THF 334 C	39÷46•48 39÷46•48	
750 VFR 750 F (L÷W)	90÷98	530 SDZ - 112	16-43	333 K	15÷17	343 C 343 THF	43•45 43•45	
750 VFR 750 R (J÷W)	88÷92	525 SDZ - 106	16-40	313 K	16	312 C	40	
750 VT 750 C Shadow	98÷01	525 SDZ - 122	17-41	314 K	16•17	2033 THF 2033 C 2033 ED	41÷45•47 41÷44•47 42÷44	
750 VT 750 Shadow	02÷06	525 SDZ - 122	17-42	314 K	16•17	2033 THF 2033 C 2033 ED	41÷45•47 41÷44•47 42÷44	
750 XRV 750 Africa Twin (L,M,N)	90÷92	525 SDZ - 124	16-46	314 K	16•17	344 C	38•40÷43•45•46	
750 XRV 750 Africa Twin	93÷01	525 SDZ - 124	16-45	314 K	16•17	344 C	38•40÷43•45•46	
750 XRV 750 Austria (P, R, S)	93÷95	525 SDZ - 122	16-43	314 K	16•17	344 C	38•40÷43•45•46	
800 VFR 800 F	98÷01	530 SDZ - 108	17-43	339 K	16÷18	343 THF 343 C	43•45 43•45	
800 VFR 800 F VFR 800-ABS-V TEC	02÷06	530 SDZ - 110	16-43	339 K	16÷18	2089 THF 2089 C	43•44 43•44	
900 CB 900F-F2 (Z ÷ D)	79÷83	530 SDZ - 106	17-44	339 K	16÷18	334 THF 334 C	39÷46•48 39÷46•48	
900 CB 900 F Hornet	02÷	530 SDZ - 114	16-43	333 K	15÷17	302 THF 302 C 302 ED	41÷44 41÷44 41÷43	
CB 900 F Hornet # 520		520 SDZ		333 KM	15•16	2033 EMD	41÷46	
900 CBR 900 RR (N ÷ S) SC28	92÷95	530 SDZ - 108	16-42	333 K	15÷17	302 THF 302 ED	41÷44 41÷43	
#520		520 SDZ		333 KM	15•16	2033 EMD	41÷46	
900 CBR 900 RR (T ÷ X)	96÷99	525 SDZ - 108	16-42	4029 K	15•16	2033 THF 2033 ED	41÷45•47 42÷44	
CBR 900 RR (T ÷ X) # 520		520 SDZ		4029 KM	14÷16	2033 EMD	41÷46	
900 CBR 900 RR Fireblade	00÷04	530 SDZ - 108	16-42	333 K	15÷17	2060 THF 2060 C 2060 ED	40÷44 40÷44 40÷43	
CBR 900 RR Fireblade #520		520 SDZ		333 KM	15•16	2060 EMD	38÷48	
929 CBR 929 RR	00÷01	530 SDZ - 108	16-43	333 K	15÷17	2060 THF 2060 C 2060 ED	40÷44 40÷44 40÷43	
CBR 929 RR # 520		520 SDZ		333 KM	15•16	2060 EMD	38÷48	
954 CBR 954 RR	02÷03	530 SDZ - 108	16-43	333 K	15÷17	2060 THF 2060 C 2060 ED	40÷44 40÷44 40÷43	
CBR 954 RR # 520		520 SDZ		333 KM	15•16	2060 EMD	38÷48	
1000 CB 1000 F (P ÷ T) SC30	93÷96	530 SDZ - 116	17-42	339 K	16÷18	334 THF 334 C	39÷46•48 39÷46•48	
1000 CBF 1000 F	06	530 SDZ	16-43	333 K	15÷17	302 THF 302 ED	41÷44 41÷43	
				333 KM	15•16	2033 EMD	41÷46	
1000 CBR 1000 F (H, J) SC21	87÷88	530 SDZ - 114	17-43	339 K	16÷18	334 THF 334 C	39÷46•48 39÷46•48	
1000 CBR 1000 F (K ÷ S) SC24/26	89÷95	530 SDZ - 118	17-42	339 K	16÷18	334 THF 334 C	39÷46•48 39÷46•48	
1000 CBR 1000 F (T ÷ X)	96÷99	530 SDZ - 114	17-41	339 K	16÷18	334 THF 334 C	39÷46•48 39÷46•48	

## ČZ Chains Kits - Application chart - Osazovací tabulka

Model	year rok	 chain - links řetěz - články	original teeth originální osazení	front sprocket přední kolo		rear sprocket zadní kolo		price cena
				code kód	nr. of teeth počet zubů	code kód	number of teeth počet zubů	
1000 CBR 1000 RR	04÷05	530 SDZ - 114	16-40	333 K	15÷17	2060 THF	40÷44	
						2060 C	40÷44	
						2060 ED	40÷43	
CBR 1000 RR # 520		520 SDZ		333 KM	15•16	2060 EMD	38÷48	
1000 CBR 1000 RR	06	530 SDZ - 116	16-42	333 K	15÷17	2060 THF	40÷44	
						2060 C	40÷44	
						2060 ED	40÷43	
CBR 1000 RR # 520		520 SDZ		333 KM	15•16	2060 EMD	38÷48	
1000 CBX 1000 (Z, A) SC03	79÷80	N/A - nedostupný	15-35	335 K	15	336 C	35	
1000 RC-51	00÷01	530 SDZ - 104	16-40	333 K	15÷17	2060 THF	40÷44	
						2060 C	40÷44	
						2060 ED	40÷43	
RC-51 # 520		520 SDZ		333 KM	15•16	2060 EMD	38÷48	
1000 RC-51	02÷05	530 SDZ - 106	16-40	333 K	15÷17	2060 THF	40÷44	
						2060 C	40÷44	
						2060 ED	40÷43	
RC-51 # 520		520 SDZ		333 KM	15•16	2060 EMD	38÷48	
1000 VF 1000 F-FII (E, F) SC15	84÷87	530 SDZ - 114	17-43	339 K	16÷18	334 THF	39÷46•48	
						334 C	39÷46•48	
1000 VF 1000 R (E, F, G) SC16	84÷86	530 SDZ - 110	17-43	339 K	16÷18	334 THF	39÷46•48	
						334 C	39÷46•48	
1000 VTR 1000 F (V ÷ X) Firestorm	97÷06	530 SDZ - 102	16-41	333 K	15÷17	302 THF	41÷44	
						302 ED	41÷43	
#520		520 SDZ		333 KM	15•16	2033 EMD	41÷46	
1000 VTR 1000 SP-01	00÷01	530 SDZ - 104	16-40	333 K	15÷17	2060 THF	40÷44	
						2060 ED	40÷43	
VTR 1000 SP-01 # 520		520 SDZ		333 KM	15•16	2060 EMD	38÷48	
1000 VTR 1000 SP-02	00÷	530 SDZ - 102	16-40	333 K	15÷17	2060 THF	40÷44	
						2060 C	40÷44	
						2060 ED	40÷43	
VTR 1000 SP-02 # 520		520 SDZ		333 KM	15•16	2060 EMD	38÷48	
1000 XL 1000 Vararedo (X) - ABS	99÷	525 SDZ - 112	16-47	4029 K	15•16	2033 THF	41÷45•47	
						2033 C	41÷44•47	
						2033 ED	42÷44	
#520		520 SDZ		4029 KM	14÷16	2033 EMD	41÷46	
1100 CB 1100 R (B, C, D) SC11	82÷84	530 SDZ - 104	17-41	339 K	16÷18	334 THF	39÷46•48	
						334 C	39÷46•48	
1100 CBR 1100 XX (T ÷ X)	97÷	530 SDZ - 110	17-44	339 K	16÷18	302 THF	41÷44	
						302 ED	41÷43	
1100 X-ELEVEN	01÷02	530 SDZ - 110	17-43	339 K	16÷18	302 THF	41÷44	
						302 ED	41÷43	
1300 CB	03÷05	530 SDZ - 114	18 41	339 K	16÷18	302 THF	41÷44	
						302 ED	41÷43	

## ČZ Chains Kits - Application chart - Osazovací tabulka

Model	year rok	 chain - links řetěz - články	original teeth originální osazení	front sprocket přední kolo		rear sprocket zadní kolo		price cena
				code kód	nr. of teeth počet zubů	code kód	number of teeth počet zubů	


### HUSABERG

350	TE	97÷98	520 ORH - 118	13-50	823 K	13•14	2073 E	48•50•52	
400	FE	96÷01	520 ORH - 118	14-48	823 K	13•14	897 EC 897 ESM 897 C	46÷53 36÷45 38•40•42•48•50•52	
400	MC	97÷98	520 ORH - 118	13-48	823 K	13•14	2073 E	48•50•52	
400	TE	99	520 ORH - 118	14-48	823 K	13•14	2073 E	48•50•52	
400	TE	01	520 ORH - 118	14-48	823 K	13•14	897 EC 897 ESM 897 C	46÷53 36÷45 38•40•42•48•50•52	
450	FC, FE, FS	04÷06	520 ORH - 120	14-48	823 K	13•14	897 EC 897 ESM 897 C	46÷53 36÷45 38•40•42•48•50•52	
501	FE	01	520 ORH - 118	14-48	823 K	13•14	897 EC 897 ESM 897 C	46÷53 36÷45 38•40•42•48•50•52	
501	TE	97÷98	520 ORH - 118	14-48	823 K	13•14	897 EC 897 ESM 897 C	46÷53 36÷45 38•40•42•48•50•52	
501	TE	00	520 ORH - 118	14-48	823 K	13•14	2073 E	48•50•52	
501	TE	01	520 ORH - 118	14-48	823 K	13•14	897 EC 897 ESM 897 C	46÷53 36÷45 38•40•42•48•50•52	
550	FC, FE	04÷06	520 ORH - 120	15-48	823 K	13•14	897 EC 897 ESM 897 C	46÷53 36÷45 38•40•42•48•50•52	
600	FE	00÷01	520 ORH - 118	14-48	823 K	13•14	897 EC 897 ESM 897 C	46÷53 36÷45 38•40•42•48•50•52	
600	MC	94÷98	520 ORH - 118	13-48	823 K	13•14	2073 E	48•50•52	
650	FE, FS	04÷06	520 ORH - 120	15-45	823 K	13•14	897 ESM 897 EC 897 C	36÷45 46÷53 38•40•42•48•50•52	


### HUSQVARNA

125	CR 125	90÷94	520 MX - 112	12-50	718 K	12•13	1509 EC 1509 C	47÷52 50	
125	CR 125	95÷97	520 MX - 114	13-50	4018 K	13•14	1509 EC 1509 C	47÷52 50	
125	CR 125	98÷99	520 MX - 112	13-50	4008 K	10•12•13	1509 EC 1509 C	47÷52 50	
125	CR 125	'00	520 MX - 114	13-48	4008 K	10•12•13	1509 EC 1509 ESM 1509 C	47÷52 40÷46 50	
125	CR125 / WR125 WR125	01÷ 98	520 MX - 118	13-50	4008 K	10•12•13	1509 EC 1509 ESM 1509 C	47÷52 40÷46 50	
125	SM-S 125	01÷	520 MX - 116	14-49	4018 K	13•14	1509 EC 1509 ESM 1509 C	47÷52 40÷46 50	
125	WR 125 K	86÷89	520 MX - 116	13-52	823 K	13•14	1510 E	50÷52	
125	WR 125	90	520 MX - 116	12-52	718 K	12•13	1509 EC 1509 C	47÷52 50	
125	WR 125	91÷94	520 MX - 116	13-52	718 K	12•13	1509 EC 1509 C	47÷52 50	
125	WR 125	95÷97	520 MX - 114	13-52	4018 K	13•14	1509 EC 1509 C	47÷52 50	

## ČZ Chains Kits - Application chart - Osazovací tabulka

Model	year rok	 chain - links řetěz - články	original teeth originální osazení	front sprocket přední kolo		rear sprocket zadní kolo		price cena	
				code kód	nr. of teeth počet zubů	code kód	number of teeth počet zubů		
125	WRE 125 Dual	98÷99	520 MX - 116	14-50	4008 K	10•12•13	1509 EC 1509 C	47÷52 50	
125	WRE 125 Dual	01÷	520 MX - 114	13-50	4008 K	10•12•13	1509 EC 1509 ESM 1509 C	47÷52 40÷46 50	
250	CR 250	90÷91	520 MX - 112	13-50	507 K	14•15	1509 EC 1509 C	47÷52 50	
250	CR250 / WR250	92÷99	520 MX - 112	14-48	507 K	14•15	1509 EC 1509 C	47÷52 50	
250	CR 250	00	520 MX - 112	13-48	824 K	12÷17	1509 EC 1509 ESM 1509 C	47÷52 40÷46 50	
250	CR250 WR250 WR360	01÷	520 MX - 114	13-48	824 K	12÷17	1509 EC 1509 ESM 1509 C	47÷52 40÷46 50	
250	TC 250	06	520 MX	12-50	824 K	12÷17	1509 EC 1509 ESM 1509 C	47÷52 40÷46 50	
250	TE, TC 250	04÷05	520 MX - 120	14-50	824 K	12÷17	1509 EC 1509 ESM 1509 C	47÷52 40÷46 50	
250	TE 250	06	520 MX	13-50	824 K	12÷17	1509 EC 1509 ESM 1509 C	47÷52 40÷46 50	
250	WR 250	81÷88	520 MX - 120	14-53	823 K	13•14	223 E 223 C	48•52•53 48•50•52•53	
250	WR 250	89	520 MX - 120	14-50	823 K	13•14	1510 E	50÷52	
250	WR 250	90	520 MX - 112	14-46	824 K	12÷17	1509 ESM 1509 EC 1509 C	40÷46 47÷52 50	
250	WR 250	91	520 MX - 112	15-46	507 K	14•15	1509 ESM 1509 EC 1509 C	40÷46 47÷52 50	
250	WR 250	00÷	520 MX - 112	14-48	824 K	12÷17	1509 EC 1509 ESM 1509 C	47÷52 40÷46 50	
250	WR 250	06	520 MX	13-48	824 K	12÷17	1509 EC 1509 ESM 1509 C	47÷52 40÷46 50	
350	TE 350	90	520 ORM - 116	12-50	824 K	12÷17	1509 EC 1509 C	47÷52 50	
350	TE 350	91	520 ORM - 116	15-50	824 K	12÷17	1509 EC 1509 C	47÷52 50	
350	TE350 TE400 TE570	92÷95 01÷ 01÷	520 ORM - 116	15-48	824 K	12÷17	1509 EC 1509 ESM 1509 C	47÷52 40÷46 50	
350	WXE350 WXC350	94	520 ORM - 116	12-48	824 K	12÷17	1509 EC 1509 C	47÷52 50	
360	CR360 WR360	92÷93 92÷00	520 ORM - 112	15-48	507 K	14•15	1509 EC 1509 C	47÷52 50	
410	TC 410	95÷98	520 ORH - 116	13-48	824 K	12÷17	1509 EC 1509 C	47÷52 50	
410	TE 410	01÷	520 ORH - 112	13-45	824 K	12÷17	1509 ESM 1509 EC 1509 C	40÷46 47÷52 50	
450	TC 450	04÷	520 ORH - 114	14-50	824 K	12÷17	1509 EC 1509 ESM 1509 C	47÷52 40÷46 50	
450	TE 450	04÷	520 ORH - 114	13-50	824 K	12÷17	1509 EC 1509 ESM 1509 C	47÷52 40÷46 50	

## ČZ Chains Kits - Application chart - Osazovací tabulka

Model	year rok	 chain - links řetěz - články	original teeth originální osazení	front sprocket přední kolo		rear sprocket zadní kolo		price cena
				code kód	nr. of teeth počet zubů	code kód	number of teeth počet zubů	
450 SM 450 R	04	520 ORH - 112	13-45	824 K	12÷17	1509 ESM 1509 EC 1509 C	40÷46 47÷52 50	
510 SM 510 R	06	520 ORH		824 K	12÷17	1509 ESM 1509 EC 1509 C	40÷46 47÷52 50	
510 TC 510 TE510	89	520 ORMX - 116	14-48	823 K	13•14	223 E 223 C	48•52•53 48•50•52•53	
510 TC510 (90) TC610 (91÷97)		520 ORMX - 120	12-52	824 K	12÷17	1509 EC 1509 C	47÷52 50	
510 TC 510	06	520 ORMX	14-47	824 K	12÷17	1509 EC 1509 ESM 1509 C	47÷52 40÷46 50	
510 TE510 WXC / WXE 610	90 94	520 ORMX - 116	14-48	824 K	12÷17	1509 EC 1509 C	47÷52 50	
510 TE 510	06	520 ORMX	14-50	824 K	12÷17	1509 EC 1509 ESM 1509 C	47÷52 40÷46 50	
570 SM 570 R TE 570 R	01÷ 03÷04	520 ORH - 116	17-48	824 K	12÷17	1509 EC 1509 ESM 1509 C	47÷52 40÷46 50	
610 SM 610 SM 610 S	99÷	520 ORH - 116	16-45	824 K	12÷17	1509 ESM 1509 EC 1509 C	40÷46 47÷52 50	
610 TC 610	98	520 ORH - 118	13-52	824 K	12÷17	1509 EC 1509 C	47÷52 50	
610 TE 610	91÷98	520 ORH - 116	17-48	824 K	12÷17	1509 EC 1509 C	47÷52 50	
610 TE 610 E	01÷	520 ORH - 112	15-45	824 K	12÷17	1509 ESM 1509 EC 1509 C	40÷46 47÷52 50	


### HYOSUNG

125	Cruise, GF, XRX	95÷98	428 - 126	14-48	264 K	14÷16	269	34•35•39•40÷43•47÷49•51	
125	GV, KRION	95÷98	428 - 126	14-48	264 K	14÷16	269	34•35•39•40÷43•47÷49•51	

### HYUNDAI

125	HMZ Cruise 80 Km.	95÷96	428 - 126	14-48	426 K	14	810	41÷43•47÷49•51	
125	HMZ Cruise	97÷98	428 - 126	14-47	426 K	14	810	41÷43•47÷49•51	


## ČZ Chains Kits - Application chart - Osazovací tabulka

Model	year rok	 chain - links řetěz - články	original teeth originální osazení	front sprocket přední kolo		rear sprocket zadní kolo		price cena
				code kód	nr. of teeth počet zubů	code kód	number of teeth počet zubů	


### KAWASAKI

50	AR 50 A1/C2 ÷ 10	81÷98	420 S - 116	15-49	504	15	466	49	
60	KX 60 A/B	83÷03	420 - 104	13-44	560 K	12÷15	464 E	44•47	
65	KX 65	00÷01	420 - 108	13-47	560 K	12÷15	2101 E	47÷50	
65	KX 65	02÷07	420 - 112	13-47	560 K	12÷15	2101 E	47÷50	
80	AE 80 A1/B1	81÷89	420 - 114	15-43	504	15	801	38•43•46•49•51•54	
80	AR 80 C1-6-7-8	89÷92	420 - 114	15-43	504	15	801	38•43•46•49•51•54	
80	KX 80 R	91÷97	420 - 118	13-49	560 K	12÷15	2065 C	49•54	
80	KX 80 Big Wheels	91÷97	420 - 124	13-54	560 K	12÷15	2065 C 2065 E	49•54 47÷53	
80	KX 80 (W/A)	98÷00	420 - 120	14-50	560 K	12÷15	2065 E 2065 C	47÷53 49•54	
80	KX 80 Big Wheels	98÷00	420 - 130	13-51	560 K	12÷15	2065 E 2065 C	47÷53 49•54	
85	KX 85 A	01÷07	420 - 120	14-50	560 K	12÷15	2065 E 2065 C	47÷53 49•54	
85	KX 85 A Big Wheels	01÷05	420 - 130	13-51	560 K	12÷15	2065 E 2065 C	47÷53 49•54	
100	KE 100 A7-10	78÷81	428 - 110	15-42	417 K	14÷16	802	42	
100	KX 100 C / D	98÷06	420 - 124	13-51	560 K	12÷15	2065 E 2065 C	47÷53 49•54	
125	AR 125 LC A1-8/B1-8	82÷94	428 - 116	14-36	417 K	14÷16	468	36	
125	BN 125 Eliminator (A1,6)	98÷06	428 - 132	15-46	417 K	14÷16	2057	46	
125	KDX 125 A1/B1-SR	90÷99	428 - 132	15-52	417 K	14÷16	459	52	
125	KH 125 A1-4	77÷82	428 - 112	14-47	417 K	14÷16	810	41÷43•47÷49•51	
125	KMX 125 A1-5/B1÷8	86÷01	428 - 124	14-48	417 K	14÷16	463	46•48	
125	KX 125 D1/E1-2/F1/G1	85÷89	520 MX - 112	12-47	421 K	12	460 EC	47÷53	
125	KX 125 H1-2/J1	90÷92	520 MX - 112	12-48	421 K	12	460 EC	47÷53	
125	KX 125 J2/K1-2	93÷95	520 MX - 110	12-49	4010 K 4010 KC	11÷14 12•13	460 EC	47÷53	
125	KX 125 K3-4	96÷97	520 MX - 112	13-50	4010 K 4010 KC	11÷14 12•13	460 EC	47÷53	
125	KX 125 K5-L1-L3-L4	98÷99	520 MX - 112	12-48	4010 K 4010 KC	11÷14 12•13	460 EC	47÷53	
125	KX 125	00÷03	520 MX - 112	12-49	4010 K 4010 KC	11÷14 12•13	460 EC 460 ESM	47÷53 44÷46	
125	KX 125 M1	04÷06	520 MX - 114	13-51	4010 K 4010 KC	11÷14 12•13	460 EC 460 ESM	47÷53 44÷46	
200	KDX 200 A / D	83÷88	520 MX - 110	13-48	569 K 569 KC	12÷17 14	467 C	42•47•48•50•54	
200	KDX 200 E / H	89÷06	520 MX - 108	13-47	569 K 569 KC	12÷17 14	467 C	42•47•48•50•54	
220	KDX 220 A / R	97÷05	520 MX - 108	13-47	569 K 569 KC	12÷17 14	467 C	42•47•48•50•54	
250	BJ 250 Estrella A1-3/C2	95÷00	520 ORM - 102	15-38	512 K	15÷17	487 C	38•42÷44•46	
250	EL 250 Chopper D1-5/E1-3	90÷95	520 ORM - 114	14-44	516 K	14•15	486 C	38•40÷42•44•45•47	
250	EL 250 (EL252) F2	96÷02	520 ORM - 112	14-40	516 K	14•15	486 C	38•40÷42•44•45•47	
250	GPX 250 R (EX 250 F)	88÷04	520 ORM - 106	14-45	516 K	14•15	486 C	38•40÷42•44•45•47	
250	KDX 250 D1-5	91÷95	520 MX - 112	14-48	569 K 569 KC	12÷17 14	460 EC	47÷53	
250	KLR 250 (KL 250 D)	84÷05	520 ORM - 104	15-44	516 K	14•15	475 C	42•44	
250	KLX 250 (Trail) G1-2 / F1÷5	93÷99	520 ORM - 108	14-42	569 K 569 KC	12÷17 14	467 C	42•47•48•50•54	
250	KLX 250 R (End) D1÷6	93÷99	520 ORM - 110	14-50	569 K 569 KC	12÷17 14	467 C	42•47•48•50•54	
250	KR 250 (KR1) B2	89÷92	520 ORM - 106	15-40	516 K	14•15	472 C	40	

## ČZ Chains Kits - Application chart - Osazovací tabulka


Model	year rok	 chain - links řetěz - články	original teeth originální osazení	front sprocket přední kolo		rear sprocket zadní kolo		price cena
				code kód	nr. of teeth počet zubů	code kód	number of teeth počet zubů	
250 KX 250	84÷86	520 MX - 114	14-48	507 K	14•15	460 EC	47÷53	
250 KX 250	87÷91	520 MX - 114	14-48	569 K 569 KC	12÷17 14	460 EC	47÷53	
250 KX 250 J1-2/K1-2-3-4-5	92÷98	520 MX - 114	14-49	569 K 569 KC	12÷17 14	460 EC	47÷53	
250 KX 250 L1-2-3	99÷01	520 MX - 114	13-49	565 K 565 KC	11÷16 13÷15	460 EC 460 ESM	47÷53 44÷46	
250 KX 250	02÷04	520 MX - 114	12-49	565 K 565 KC	11÷16 13÷15	460 EC 460 ESM	47÷53 44÷46	
250 KX 250	05÷07	520 MX - 116	13-51	565 K 565 KC	11÷16 13÷15	460 EC 460 ESM	47÷53 44÷46	
250 KX 250 F	04÷05	520 MX - 114	13-48	4062 K 4062 KC	12÷14 12÷14	460 EC 460 ESM	47÷53 44÷46	
250 KX 250 F	06	520 MX	13-48	4073 K	13•14	460 EC 460 ESM	47÷53 44÷46	
250 ZZR 250	92÷	520 ORH - 108	14-47	516 K	14•15	486 C	38•40÷42•44•45•47	
300 KLX 300 A2÷8	97÷02	520 ORH - 110	14-50	569 K 569 KC	12÷17 14	460 EC 460 ESM	47÷53 44÷46	
300 KLX 300 R	03÷07	520 ORH - 110	14-50	565 K 565 KC	11÷16 13÷15	460 EC 460 ESM	47÷53 44÷46	
400 GPZ 400 (49PS)	84÷87	520 ORH - 104	16-38	512 K	15÷17	478 C	38•42÷45	
400 GPZ 400 (27PS)	84÷99	520 ORH - 106	16-42	512 K	15÷17	478 C	38•42÷45	
400 KLX 400 R	03	520 ORH - 114	14-47	434 K	15•16	808 EC 808 ESM 808 C	47÷52 41÷46 41÷44	
400 KLX 400 SR	03	520 ORH - 112	15-44	434 K	15•16	808 ESM 808 EC 808 C	41÷46 47÷52 41÷44	
400 Z 400 B1-2/D1-4	78÷80	530 SDZ - 100	15-44	509 K	15	476 C	44•45	
400 ZR 400 (ZF) A1/B1	83÷85	530 SDZ - 104	16-40	513 K	15•16•18	488 C 488 THF 488 ED	38•40÷42•44÷46 38•40÷42•44÷46 41•46	
400 ZX 400 (ZF2) C2-5	84÷87	520 ORH - 106	16-42	512 K	15÷17	478 C	38•42÷45	
400 ZX 400 (ZXR) L1÷8	91÷99	520 ORH - 110	15-45	512 K	15÷17	478 C	38•42÷45	
440 Z 440 A1-2/C1-2/H1-2	79÷83	530 SDZ - 104	15-44	509 K	15	476 C	44•45	
440 Z 440 LTD D4-6	82÷85	530 SDZ - 104	15-45	509 K	15	476 C	44•45	
450 KX 450 F	06	520 MX	13-50	565 K 565 KC	11÷16 13÷15	460 EC 460 ESM	47÷53 44÷46	
500 EN 500 Classic C1÷7	96÷02	520 ORH - 110	16-42	512 K	15÷17	475 C	42•44	
500 EN 500 Vulcan	96÷06	520 ORH - 110	16-42	512 K	15÷17	475 C	42•44	
500 ER - 5	96÷06	520 ORH - 116	17-42	512 K	15÷17	486 C	38•40÷42•44•45•47	
500 GPX 500 R	88	530 SDZ - 104	15-42	513 K	15•16•18	479 C 479 THF 479 ED	39•42÷48 39•42÷49 43•44	
500 GPZ 500 S (EX) A1÷3 B1÷5	87÷93	520 ORH - 104	16-42	512 K	15÷17	486 C	38•40÷42•44•45•47	
500 GPZ 500 S (EX) E1÷10	94÷05	520 ORH - 104	16-41	512 K	15÷17	486 C	38•40÷42•44•45•47	
500 KLE 500 A1÷5	91÷95	520 ORH - 108	16-44	512 K	15÷17	487 C	38•42÷44•46	
500 KLE 500 A6÷12	96÷02	520 ORH - 110	17-46	512 K	15÷17	487 C	38•42÷44•46	
500 KLE 500 A13	03÷04	520 ORH - 110	17-46	512 K	15÷17	487 C	38•42÷44•46	
500 KLE 500 B1P	05	520 ORH - 108	17-46	512 K	15÷17	487 C	38•42÷44•46	
500 KLE 500 France A6÷9	96÷99	520 ORH - 110	17-46	512 K	15÷17	487 C	38•42÷44•46	
500 KLE 500	'04	520 ORH	16-44	512 K	15÷17	487 C	38•42÷44•46	
500 KX 500 A2/B1-2	84÷86	520 ORH - 114	14-48	507 K	14•15	460 EC	47÷53	
500 KX 500 C1/D1/E1÷15	87÷	520 ORH - 114	14-47	569 K 569 KC	12÷17 14	460 EC	47÷53	
500 ZZR 500	90÷91	530 SDZ - 110	15-48	566 K	14÷17	499 C 499 THF 499 ED	38÷40•42•43•45•46•48 38•40•43 38•39•43•44	

## ČZ Chains Kits - Application chart - Osazovací tabulka


Model	year rok	 chain - links řetěz - články	original teeth originální osazení	front sprocket přední kolo		rear sprocket zadní kolo		price cena
				code kód	nr. of teeth počet zubů	code kód	number of teeth počet zubů	
550	GPZ 550 H1-2 Unitrak	82÷83	530 SDZ - 104	16-38	513 K	15•16•18	488 C 488 THF 488 ED	38•40÷42•44÷46 38•40÷42•44÷46 41•46
550	GPZ 550 A1-6 Unitrak	84÷92	520 ORH - 106	16-38	512 K	15÷17	478 C	38•42÷45
550	Z 550 B2-3	81÷82	530 SDZ - 100	16-40	513 K	15•16•18	488 C 488 THF 488 ED	38•40÷42•44÷46 38•40÷42•44÷46 41•46
550	Z 550 LTD C1-2/D1	81÷83	530 SDZ - 100	16-38	513 K	15•16•18	488 C 488 THF 488 ED	38•40÷42•44÷46 38•40÷42•44÷46 41•46
550	ZR 550 (ZF) A1-2	82÷88	530 SDZ - 104	16-38	513 K	15•16•18	488 C 488 THF 488 ED	38•40÷42•44÷46 38•40÷42•44÷46 41•46
550	ZR 550 Zephyr B2÷8	91÷00	520 ORH - 106	16-38	512 K	15÷17	486 C	38•40÷42•44•45•47
600	GPX 600 R (ZX) C1÷10	88÷00	530 SDZ - 102	15-39	513 K	15•16•18	479 C 479 THF 479 ED	39•42÷48 39•42÷49 43•44
600	GPZ 600 R (ZX) A1-5	85÷89	530 SDZ - 102	15-39	513 K	15•16•18	479 C 479 THF 479 ED	39•42÷48 39•42÷49 43•44
600	KLR 600 S A1-5/B1-9	84÷95	520 ORH - 104	15-43	516 K	14•15	477 C	43
600	ZX-6R (ZX600F)	95÷97	525 SDZ - 108	15-40	4023 K	14•15	498 C 498 THF 498 ED	38÷40•44÷46 38÷40•44÷46 44÷46
600	ZX-6R (ZX600G-J)	98÷02	525 SDZ - 108	15-40	4044 K	14÷16	4023 KM 2031 THF 2031 C 2031 ED	15 40÷47 38÷43 38÷43 40÷44
600	ZX-6R (ZX600G-J) # 520		520 SDZ		4044 KM	14÷16	2031 EMD	38÷45
600	ZX-6RR, ZX-6R (636cc) Ninja	03÷04	520 SDZ - 108	15-40	4044 KM	14÷16	2102 C 2031 EMD	39÷41•43•44 38÷45
600	ZX-6RR, ZX-6R (636cc) Ninja	05÷06	520 SDZ - 110	15-43	4044 KM	14÷16	2102 C 2031 EMD	39÷41•43•44 38÷45
600	ZZ-R 600 (ZX) D1-4	90÷92	530 SDZ - 110	15-45	566 K	14÷17	499 C 499 THF 499 ED	38÷40•42•43•45•46•48 38÷40•43 38•39•43•44
600	ZZ-R 600 (ZX)	93÷05	530 SDZ - 112	16-48	566 K	14÷17	499 C 499 THF 499 ED	38÷40•42•43•45•46•48 38÷40•43 38•39•43•44
600	ZZ-R 600 (ZX)	05÷07	525 SDZ - 108	15-40	4044 K	14÷16	2031 THF 2031 C 2031 ED	38÷43 38÷43 40÷44
650	ER 6 F, ER 6 N	06	520 SDZ - 114	15-46	565 K	11÷16	2102 C 2031 EMD	39÷41•43•44 38÷45
650	KLR 650 A	90÷07	520 ORH - 106	15-43	511 K	14•15	487 C	38•42÷44•46
650	KLR 650 C1÷10	95÷04	520 ORH - 106	15-42	511 K	14•15	487 C	38•42÷44•46
650	KLR 650 Tengai A1-3/B1	87÷90	520 ORH - 106	15-43	516 K	14•15	487 C	38•42÷44•46
650	KLR 650 Tengai	91÷92	520 ORH - 106	15-43	511 K	14•15	487 C	38•42÷44•46
650	KLX 650 C1÷4	93÷96	520 ORH - 112	15-43	511 K	14•15	487 C	38•42÷44•46
650	KLX 650 R	99÷01	520 ORH - 112	15-43	511 K	14•15	487 C	38•42÷44•46
650	KLX 650 R (A1÷3)	93÷00	520 ORH - 110	14-49	511 K	14•15	460 EC	47÷53
650	W 650 A1-C3/C70 (EJ650)	99÷05	525 SDZ - 104	15-39	520 K	15÷17	498 THF 498 C 498 ED	38÷40•44÷46 38÷40•44÷46 44÷46
650	Z 650 B1-3/F1	79	530 SDZ - 102	16-42	566 K	14÷17	481 C	42
650	Z 650 C1/C3	78÷79	530 SDZ - 102	16-42	566 K	14÷17	488 C 488 THF 488 ED	38•40÷42•44÷46 38•40÷42•44÷46 41•46
650	Z 650 F2-4/H1-3	79÷83	N/A - nedostupný	13-33	518 K	13•15	501 C	33•35•38•41
650	Z 650 SR-D2-3	79÷80	530 SDZ - 104	16-40	566 K	14÷17	488 THF 488 C 488 ED	38•40÷42•44÷46 38•40÷42•44÷46 41•46

The length of the chain is referred to the original equipment.  
 Délka řetězu odpovídá originálnímu osazení výrobce.


## ČZ Chains Kits - Application chart - Osazovací tabulka

Model	year rok	 chain - links řetěz - články	original teeth originální osazení	front sprocket přední kolo		rear sprocket zadní kolo		price cena
				code kód	nr. of teeth počet zubů	code kód	number of teeth počet zubů	
750 GPX 750 R (ZX) F1-4	87÷90	530 SDZ - 110	16-47	513 K	15•16•18	502 C	44•45•47÷49	
750 GPZ 750 A1-5 Unitrak	83÷89	N/A - nedostupný	15-38	514 K	15	501 C	33•35•38•41	
750 GPZ 750 R (ZX) G2-4	85÷88	530 SDZ - 112	16-49	517 K	16÷18	502 C	44•45•47÷49	
750 Z 750 E1/H1-2/L1-2	80÷82	N/A - nedostupný	13-33	518 K	13•15	501 C	33•35•38•41	
750 Z 750 LTD Twin B1-3/Y1-2	77÷82	530 SDZ - 106	16-38	566 K	14÷17	488 THF 488 C 488 ED	38•40÷42•44÷46 38•40÷42•44÷46 41•46	
750 Z 750 R1/L3-4	82÷87	N/A - nedostupný	13-33	518 K	13•15	501 C	33•35•38•41	
750 Z 750 - Z 750 S	04÷06	520 SDZ - 112	15-43	4065 K	14•15	478 C	38•42÷45	
750 ZR 750 Zephyr C1-4	91÷94	525 SDZ - 106	15-39	520 K	15÷17	498 THF 498 C 498 ED	38÷40•44÷46 38÷40•44÷46 44÷46	
750 ZR 750 Zephyr C5/D1	95÷99	525 SDZ - 106	15-39	4031 K	15	498 THF 498 C 498 ED	38÷40•44÷46 38÷40•44÷46 44÷46	
750 ZR-7 S	99÷04	525 SDZ - 108	16-38	520 K	15÷17	498 THF 498 C 498 ED	38÷40•44÷46 38÷40•44÷46 44÷46	
750 ZX-7R NINJA P1÷7	96÷04	525 SDZ - 110	16-43	520 K	15÷17	2031 THF 2031 C 2031 ED	38÷43 38÷43 40÷44	
750 ZX-7R NINJA P1÷7 #520		520 SDZ		520 KM	14÷17	2031 EMD	38÷45	
750 ZX7RR	91÷92	530 SDZ - 108	17-42	566 K	14÷17	488 THF 488 C 488 ED	38•40÷42•44÷46 38•40÷42•44÷46 41•46	
750 ZX7RR	93	530 SDZ - 108	16-41	566 K	14÷17	488 THF 488 C 488 ED	38•40÷42•44÷46 38•40÷42•44÷46 41•46	
750 ZX7RR	94÷95	530 SDZ - 108	17-41	566 K	14÷17	488 THF 488 C 488 ED	38•40÷42•44÷46 38•40÷42•44÷46 41•46	
750 ZX7RR	96÷04	525 SDZ - 108	16-42	520 K	15÷17	2031 THF 2031 C 2031 ED	38÷43 38÷43 40÷44	
750 ZX7RR #520		520 SDZ		520 KM	14÷17	2031 EMD	38÷45	
750 ZXR 750 (ZX) H1	89	530 SDZ - 112	16-46	566 K	14÷17	499 C 499 THF 499 ED	38÷40•42•43•45•46•48 38÷40•43 38•39•43•44	
750 ZXR 750 (ZX) H2	90	530 SDZ - 112	16-46	566 K	14÷17	488 THF 488 C 488 ED	38•40÷42•44÷46 38•40÷42•44÷46 41•46	
750 ZXR 750 R (ZX7R) J1-2	91÷92	530 SDZ - 110	17-45	566 K	14÷17	488 THF 488 C 488 ED	38•40÷42•44÷46 38•40÷42•44÷46 41•46	
750 ZXR 750 R (ZX7R) L1-3	93÷95	530 SDZ - 110	16-44	566 K	14÷17	488 THF 488 C 488 ED	38•40÷42•44÷46 38•40÷42•44÷46 41•46	
800 VN 800 Classic B1÷8	96÷05	530 SDZ - 112	17-42	566 K	14÷17	499 C 499 THF 499 ED	38÷40•42•43•45•46•48 38÷40•43 38•39•43•44	
800 VN 800 Drifter C1÷2	99÷01	530 SDZ - 112	17-40	566 K	14÷17	499 THF 499 C 499 ED	38÷40•43 38÷40•42•43•45•46•48 38•39•43•44	
800 VN 800 Vulcan A1-2	95÷96	530 SDZ - 114	16-46	566 K	14÷17	499 C 499 THF 499 ED	38÷40•42•43•45•46•48 38÷40•43 38•39•43•44	
800 VN 800 Vulcan A3-4	97÷06	530 SDZ - 114	17-42	566 K	14÷17	499 C 499 THF 499 ED	38÷40•42•43•45•46•48 38÷40•43 38•39•43•44	
900 Z 900 Z1A-Z1B	73÷75	N/A - nedostupný	15-35	518 K	13•15	483 C	35	
900 Z 900 A4	76	N/A - nedostupný	15-35	521 K	15	483 C	35	

## ČZ Chains Kits - Application chart - Osazovací tabulka

Model	year rok	 chain - links řetěz - články	original teeth originální osazení	front sprocket přední kolo		rear sprocket zadní kolo		price cena
				code kód	nr. of teeth počet zubů	code kód	number of teeth počet zubů	
900 ZX-9R B1-4 Ninja	94÷97	530 SDZ - 112	16-44	566 K	14÷17	488 THF	38•40÷42•44÷46	
						488 C	38•40÷42•44÷46	
						488 ED	41•46	
ZX-9R B1-4 Ninja #520		520 SDZ		566 KM	14÷17	2031 EMD	38÷45	
900 ZX-9R Ninja	98÷01	530 SDZ - 110	16-41	566 K	14÷17	488 THF	38•40÷42•44÷46	
						488 C	38•40÷42•44÷46	
						488 ED	41•46	
ZX-9R Ninja #520		520 SDZ		566 KM	14÷17	2031 EMD	38÷45	
900 ZX-9R Ninja	02÷04	525 SDZ - 110	16-41	4064 K	15•16	2031 THF	38÷43	
						2031 C	38÷43	
						2031 ED	40÷44	
ZX-9R # 520		520 SDZ		566 KM	14÷17	2031 EMD	38÷45	
1000 Z 1000 H1-2/MK2	74÷80	N/A - nedostupný	15-35	521 K	15	501 C	33•35•38•41	
1000 Z 1000 (Z1R) A1-4/D1	78÷80	N/A - nedostupný	15-33	521 K	15	501 C	33•35•38•41	
1000 Z 1000 J1-3/R2/K1-2	81÷83	N/A - nedostupný	15-41	522 K	15	501 C	33•35•38•41	
1000 Z 1000 Naked	03÷06	525 SDZ - 112	16-42	4064 K	15•16	2031 THF	38÷43	
						2031 C	38÷43	
						2031 ED	40÷44	
1000 ZX 1000 (ZX10) B1-3	88÷90	N/A - nedostupný	17-45	525 K	17	503 C	45	
ZX 1000 (ZX10) B1-3 #530		530 SDZ - 110		527 K	17	502 C	44•45•47÷49	
1000 ZX-10R Ninja	04÷05	525 SDZ - 110	17-39	4064 K	15•16	2031 THF	38÷43	
						2031 C	38÷43	
						2031 ED	40÷44	
ZX-10R Ninja #520		520 SDZ		566 KM	14÷17	2031 EMD	38÷45	
1000 ZX-10R Ninja	06	525 SDZ - 110	17-40	4064 K	15•16	2031 THF	38÷43	
						2031 C	38÷43	
						2031 ED	40÷44	
ZX-10R Ninja #520		520 SDZ		566 KM	14÷17	2031 EMD	38÷45	
1000 GPZ 1000 (RX) A1-3	86÷89	N/A - nedostupný	15-40	524 K	15	500 C	40	
1100 GPZ 1100 (ZX) B1-2	81÷82	N/A - nedostupný	15-41	522 K	15	501 C	33•35•38•41	
1100 GPZ 1100 (ZX) Unitrak A1-3	83÷85	N/A - nedostupný	15-41	523 K	15	501 C	33•35•38•41	
1100 GPZ 1100 (ZX) E1-3	95÷99	530 SDZ - 112	17-45	4024 K	17	502 C	44•45•47÷49	
1100 GPZ 1100 ABS F1	96	530 SDZ - 112	17-45	4024 K	17	502 C	44•45•47÷49	
1100 Z 1100 R1-2	84÷86	N/A - nedostupný	15-41	522 K	15	501 C	33•35•38•41	
1100 ZR 1100 A1-4 Zephyr	92÷96	530 SDZ - 114	16-45	517 K	16÷18	502 C	44•45•47÷49	
1100 ZR 1100 Zephyr A1-4/B1	92÷96	530 SDZ - 116	16-48	517 K	16÷18	502 C	44•45•47÷49	
1100 ZRX 1100 C1-2 / D1	96÷98	530 SDZ - 110	17-45	4024 K	17	502 C	44•45•47÷49	
1100 ZZR 1100 (ZX11) C1÷4	90÷93	530 SDZ - 110	17-45	528 K	17	502 C	44•45•47÷49	
1100 ZZR 1100 (ZX11) D1÷5	93÷97	530 SDZ - 110	17-45	517 K	16÷18	502 C	44•45•47÷49	
1100 ZZR 1100 (ZX11) D6	98÷01	530 SDZ - 110	17-44	517 K	16÷18	502 C	44•45•47÷49	
1200 ZX-12R Ninja	00÷06	530 SDZ - 116	18-46	517 K	16÷18	488 THF	38•40÷42•44÷46	
						488 C	38•40÷42•44÷46	
						488 ED	41•46	
1200 ZXR 1200 - ZRX	01÷06	530 SDZ - 110	17-42	4024 K	17	488 THF	38•40÷42•44÷46	
						488 C	38•40÷42•44÷46	
						488 ED	41•46	
1200 ZZR 1200	02÷05	530 SDZ - 112	17-44	517 K	16÷18	488 THF	38•40÷42•44÷46	
						488 C	38•40÷42•44÷46	
						488 ED	41•46	
1400 ZZR 1400	06	530 SDZ - 116	17-41	517 K	16÷18			


## ČZ Chains Kits - Application chart - Osazovací tabulka

Model	year rok	 chain - links řetěz - články	original teeth originální osazení	front sprocket přední kolo		rear sprocket zadní kolo		price cena
				code kód	nr. of teeth počet zubů	code kód	number of teeth počet zubů	


### KTM

50	EXC	96÷	428 - 138	12-56	1492	10÷12	2092 E	56	
65	SX 65	03÷	420 - 112	14-50	4058 K	13•14	2088 E	46•48•50	
85	SX 85	03÷	428 - 138	14-46	4070 K	12÷14	2095 E	46•48÷50	
125	EXC	96÷97	520 M - 118	13-48	1248 K	12÷15	897 EC 897 C	46÷53 38•40•42•48•50•52	
125	EXC	98÷06	520 M - 118	13-50	1248 K	12÷15	897 EC 897 ESM 897 C	46÷53 36÷45 38•40•42•48•50•52	
125	GS	88÷90	520 M - 118	13-48	1248 K	12÷15	896 E	48•50•52	
125	GS	91÷93	520 M - 118	13-50	1248 K	12÷15	897 EC 897 C	46÷53 38•40•42•48•50•52	
125	MX	88÷90	520 M - 118	13-50	1248 K	12÷15	896 E	48•50•52	
125	MX	91÷92	520 M - 118	13-48	1248 K	12÷15	897 EC 897 C	46÷53 38•40•42•48•50•52	
125	SM	00÷	520 M - 114	14-38	1248 K	12÷15	897 ESM 897 C	36÷45 38•40•42•48•50•52	
125	SX	93÷06	520 M - 118	13-50	1248 K	12÷15	897 EC 897 ESM 897 C	46÷53 36÷45 38•40•42•48•50•52	
200	200EXC (98÷06) 300EXC (95÷06)		520 M - 118	14-50	1248 K	12÷15	897 EC 897 ESM 897 C	46÷53 36÷45 38•40•42•48•50•52	
200	SX	03÷	520 MX - 116	14-45	1248 K	12÷15	897 ESM 897 EC 897 C	36÷45 46÷53 38•40•42•48•50•52	
250	EXC (95÷06) SX (97÷98)		520 MX - 118	14-50	1248 K	12÷15	897 EC 897 ESM 897 C	46÷53 36÷45 38•40•42•48•50•52	
250	EXC 2T	02÷	520 ORM - 118	14-52	1248 K	12÷15	897 EC 897 ESM 897 C	46÷53 36÷45 38•40•42•48•50•52	
250	EXC 4T Racing	01÷	520 ORM - 114	14-50	1248 B	12÷14	897 EC 897 ESM 897 C	46÷53 36÷45 38•40•42•48•50•52	
250	EXCF 250	06	520 ORM - 118	13-52	1248 B	12÷14	897 EC 897 ESM 897 C	46÷53 36÷45 38•40•42•48•50•52	
250	GS	81÷84	520 ORH - 118	13-52	1248 K	12÷15	894 E	52	
250	GS	85÷89	520 ORH - 118	13-52	1248 K	12÷15	896 E	48•50•52	
250	GS (90÷94) MX (91÷92)		520 ORH - 118	14-50	1248 K	12÷15	897 EC 897 ESM 897 C	46÷53 36÷45 38•40•42•48•50•52	
250	MX	85÷90	520 MX - 116	13-52	1248 K	12÷15	896 E	48•50•52	
250	SX	93÷	520 MX - 116	13-52	1248 K	12÷15	897 EC 897 C	46÷53 38•40•42•48•50•52	
250	SXF 250	06	520 MX - 116	13-48	1248 B	12÷14	897 EC 897 C	46÷53 38•40•42•48•50•52	
300	EXC	95÷	520 ORM - 116	14-50	1248 K	12÷15	897 EC 897 C	46÷53 38•40•42•48•50•52	
300	GS	90÷94	520 ORH - 118	15-48	1248 K	12÷15	897 EC 897 C	46÷53 38•40•42•48•50•52	
300	SX	93÷95	520 MX - 118	14-52	1248 K	12÷15	897 EC 897 C	46÷53 38•40•42•48•50•52	
350	GS	81÷84	520 ORH - 118	14-52	1248 K	12÷15	896 E	48•50•52	
350	GS	85÷90	520 ORH - 118	14-50	1248 K	12÷15	896 E	48•50•52	
350	LC4	93	520 ORH - 118	15-50	4021 K 4021 KC	13÷17 13÷15	897 EC 897 C	46÷53 38•40•42•48•50•52	

## ČZ Chains Kits - Application chart - Osazovací tabulka

Model	year rok	 chain - links řetěz - články	original teeth originální osazení	front sprocket přední kolo		rear sprocket zadní kolo		price cena	
				code kód	nr. of teeth počet zubů	code kód	number of teeth počet zubů		
360	360/380 SX 2T	87÷00	520 ORH - 118	14-50	1248 K	12÷15	897 EC 897 C	46÷53 38•40•42•48•50•52	
360	EXC (95÷97) SX (96÷97) 4T		520 ORH - 118	14-50	1248 B	12÷14	897 EC 897 C	46÷53 38•40•42•48•50•52	
380	EXC, SX 4T	98÷02	520 ORH - 118	14-50	1248 B	12÷14	897 EC 897 ESM 897 C	46÷53 36÷45 38•40•42•48•50•52	
400	Duke	94÷96	520 ORH - 118	16-42	4021 K 4021 KC	13÷17 13÷15	897 C 897 ESM	38•40•42•48•50•52 36÷45	
400	EGS (97÷98) LSE (97÷98)		520 ORH - 118	15-45	4021 K 4021 KC	13÷17 13÷15	897 ESM 897 EC 897 C	36÷45 46÷53 38•40•42•48•50•52	
400	EXC 4T	98÷06	520 ORH - 118	14-50	1248 B	12÷14	897 EC 897 ESM 897 C	46÷53 36÷45 38•40•42•48•50•52	
400	EXC 4T Racing		520 ORH - 118	14-50	1248 B	12÷14	897 EC 897 ESM 897 C	46÷53 36÷45 38•40•42•48•50•52	
400	SC 4T	96÷99	520 ORH - 118	14-50	1248 B	12÷14	897 EC 897 ESM 897 C	46÷53 36÷45 38•40•42•48•50•52	
400	SX 4T	02	520 MX - 116	14-50	1248 B	12÷14	897 EC 897 ESM 897 C	46÷53 36÷45 38•40•42•48•50•52	
450	EXC 4T Racing	00÷	520 ORMX - 114	14-50	1248 B	12÷14	897 EC 897 ESM 897 C	46÷53 36÷45 38•40•42•48•50•52	
450	SMR 450	04	520 ORH - 120	14-45	1248 B	12÷14	897 ESM 897 EC 897 C	36÷45 46÷53 38•40•42•48•50•52	
450	SX 4T Racing	02÷	520 ORH - 114	14-50	1248 B	12÷14	897 EC 897 ESM 897 C	46÷53 36÷45 38•40•42•48•50•52	
450	SX450F	06	520 ORH - 116	14-52	1248 B	12÷14	897 EC 897 ESM 897 C	46÷53 36÷45 38•40•42•48•50•52	
500	EXC	99÷	520 ORH - 118	14-48	4021 K 4021 KC	13÷17 13÷15	897 EC 897 ESM 897 C	46÷53 36÷45 38•40•42•48•50•52	
500	GS	81÷84	520 ORH - 118	14-52	1248 K	12÷15	897 EC 897 C	46÷53 38•40•42•48•50•52	
500	MX	85÷93	520 ORH - 118	13-52	1248 K	12÷15	897 EC 897 C	46÷53 38•40•42•48•50•52	
500	SX	94÷96	520 ORH - 118	14-50	1248 K	12÷15	897 EC 897 C	46÷53 38•40•42•48•50•52	
520	EXC 4T	99÷02	520 ORH - 118	14-48	1248 B	12÷14	897 EC 897 ESM 897 C	46÷53 36÷45 38•40•42•48•50•52	
520	SX 4T	00÷	520 ORH - 118	14-48	1248 B	12÷14	897 EC 897 ESM 897 C	46÷53 36÷45 38•40•42•48•50•52	
525	EXC 4T Racing	02÷	520 ORH - 112	14-50	1248 B	12÷14	897 EC 897 ESM 897 C	46÷53 36÷45 38•40•42•48•50•52	
525	MXC 4T Desert Racing	02÷	520 ORH - 112	14-50	1248 B	12÷14	897 EC 897 ESM 897 C	46÷53 36÷45 38•40•42•48•50•52	
525	SMR 525	04÷	520 ORH - 114	14-45	1248 B	12÷14	897 ESM 897 EC 897 C	36÷45 46÷53 38•40•42•48•50•52	

## ČZ Chains Kits - Application chart - Osazovací tabulka

Model	year rok	 chain - links řetěz - články	original teeth originální osazení	front sprocket přední kolo		rear sprocket zadní kolo		price cena
				code kód	nr. of teeth počet zubů	code kód	number of teeth počet zubů	
525 SX 4T Racing	02÷	520 ORH - 114	14-50	1248 B	12÷14	897 EC 897 ESM 897 C	46÷53 36÷45 38•40•42•48•50•52	
600 GS LC4	÷92	520 ORH - 116	13-50	4021 K	13÷17	896 E	48•50•52	
600 MX LC4	88÷90	520 ORH - 116	13-50	4021 K	13÷17	896 E	48•50•52	
600 MX LC4	91÷94	520 ORH - 116	15-50	4021 K	13÷17	896 E	48•50•52	
620 EGS (96÷98) LSE (97÷98)		520 ORH - 118	16-40	4021 K 4021 KC	13÷17 13÷15	897 ESM 897 C	36÷45 38•40•42•48•50•52	
620 EGS Adventure	98	520 ORH - 118	17-45	4021 K 4021 KC	13÷17 13÷15	897 ESM 897 EC 897 C	36÷45 46÷53 38•40•42•48•50•52	
620 EXC, EGS	94	520 ORH - 116	15-50	4021 K 4021 KC	13÷17 13÷15	897 EC 897 C	46÷53 38•40•42•48•50•52	
620 GS Duke (94÷98) Duke II (99÷00)		520 ORH - 118	17-38	4021 K 4021 KC	13÷17 13÷15	897 ESM 897 C	36÷45 38•40•42•48•50•52	
620 SX-LC4	95÷98	520 ORH - 118	15-50	4021 K 4021 KC	13÷17 13÷15	897 EC 897 C	46÷53 38•40•42•48•50•52	
625 LC4 SM - SC	04	520 ORH - 114	16-38	4021 K 4021 KC	13÷17 13÷15	897 ESM 897 EC 897 C	36÷45 46÷53 38•40•42•48•50•52	
625 SMC 4T	05÷06	520 ORH - 118	17-40	4021 K 4021 KC	13÷17 13÷15	897 ESM 897 C 897 EC	36÷45 38•40•42•48•50•52 46÷53	
625 SXC 4T	02÷	520 ORH - 110	14-50	4021 K 4021 KC	13÷17 13÷15	897 EC 897 ESM 897 C	46÷53 36÷45 38•40•42•48•50•52	
640 DUKE	01÷	520 ORH - 106	17-38	4021 K 4021 KC	13÷17 13÷15	897 ESM 897 C	36÷45 38•40•42•48•50•52	
640 LC4 Adventure LC4 Enduro	00÷	520 ORH - 118	16-42	4021 K 4021 KC	13÷17 13÷15	897 C 897 EC 897 ESM	38•40•42•48•50•52 47÷53 36÷45	
640 LC4 Supermoto	99÷04	520 ORH - 118	17-40	4021 K 4021 KC	13÷17 13÷15	897 ESM 897 C	36÷45 38•40•42•48•50•52	
660 Rallye	01÷	520 ORH - 118	16-44	4021 K 4021 KC	13÷17 13÷15	897 ESM 897 EC 897 C	36÷45 46÷53 38•40•42•48•50•52	
660 SMC - SXC	01÷	520 ORH - 108	16-38	4021 K 4021 KC	13÷17 13÷15	897 ESM 897 C	36÷45 38•40•42•48•50•52	
950 Adventure, Adventure S	03÷	525 SDZ - 118	17-42	4059 K	16•17	2093 C	42•45	
950 Superenduro	06	525 SDZ	17-45	4059 K	16•17	2093 C	42•45	
950 Supermoto	06	525 SDZ	17-41	4059 K	16•17	2104 C 2104 THF	38•39•40 38•39•40	
990 Adventure, Adventure S	06	525 SDZ - 118	17-42	4059 K	16•17	2093 C	42•45	
990 Duke, Superduke	04÷	525 SDZ - 108	16-38	4059 K	16•17	2104 C 2104 THF	38•39•40 38•39•40	


### KYMCO

125 Pulsar, Sector	÷97	428	15-39	264 K	14÷16	269	34•35•39•40÷43•47÷49•51	
125 Sector	98÷	428	15-39	264 K	14÷16	269	34•35•39•40÷43•47÷49•51	
125 Zing, Meteorit	98÷	428 - 124	16-41	264 K	14÷16	269	34•35•39•40÷43•47÷49•51	

### MALAGUTI

50 Fifty CX Full, NL	87÷92	415 S - 104	13-32	135	11÷14	3	26•28•30•32•34•36•40•44•48•50	
50 Fifty Evolution	89÷92	415 S - 124	13-32	135	11÷14	3	26•28•30•32•34•36•40•44•48•50	
50 Fifty HF NL - Mix - Top	91÷93	415 S - 104	13-32	135	11÷14	3	26•28•30•32•34•36•40•44•48•50	
50 Fifty Top 3MV - AE	91÷98	415 S - 120	13-37	589	11÷15	598	37	
50 MEX-MRX-MDX-MLX	87÷91	415 S - 126	13-48	588	11÷15	319	44•48•50	
50 NL	90÷98	415 S - 110	14-34	135	11÷14	3	26•28•30•32•34•36•40•44•48•50	
50 XTM	03÷	420 S - 126	11-48	4038	11÷15	2075 C	42•45•48•53	
50 XSM	03÷	420 S - 124	11-45	4038	11÷15	2075 C	42•45•48•53	

## ČZ Chains Kits - Application chart - Osazovací tabulka

Model	year rok	 chain - links řetěz - články	original teeth originální osazení	front sprocket přední kolo		rear sprocket zadní kolo		price cena
				code kód	nr. of teeth počet zubů	code kód	number of teeth počet zubů	

### MBK

50	X Limit	00÷	420 S - 128	12-52	4038	11÷15	2078 C	52	
50	X Limit Supermotard	03÷04	420 S - 126	11-45			832	38•40•42÷46•48•52	
50	X Power	96÷99	428 S - 130	12-47	4035 K	11÷13	835	45÷49•52	
	X Power #420		420 S		4038	11÷15	2051	47	
50	X Power	04	428 S - 130	12-47	4035 K	11÷13	835	45÷49•52	

### MOTO MORINI

1200	Corsaro	05÷	525 SDZ	17-40					
------	---------	-----	---------	-------	--	--	--	--	--

### MOTO TM

125	MX 125	00÷01	520 MX - 120	13-52	4045 K	12•13	2068 E	49÷52	
125	MX 125	02÷04	520 MX - 114	13-51			2068 E	49÷52	
125	EN 125	00÷01	520 MX - 116	13-52	4045 K	12•13	2068 E	49÷52	
250	MX 250 F	'02	520 MX - 114	13-51	4046 K	13•14	2068 E	49÷52	
250	MX 250 F (03), EN 250 F (÷00)		520 ORMX - 114	13-50	4046 K	13•14	2068 E	49÷52	
250	MX, EN	00÷01	520 ORMX - 116	13-52	4046 K	13•14	2068 E	49÷52	
300	MX, EN	01÷02	520 ORMX - 116	13-52	4046 K	13•14	2068 E	49÷52	
300	MX	03	520 ORMX - 114	13-51	4046 K	13•14	2068 E	49÷52	
300	EN	03	520 ORMX - 114	13-50	4046 K	13•14	2068 E	49÷52	

### MV AGUSTA

750	BRUTALE	03-05	520 SDZ	14-41	4069 KM	14•15	2108 EMD	39÷43	
910	BRUTALE	05	525 SDZ	14-43	4069 K	14•15	2108 ED	40÷43	
1000	F4	04÷05	520 SDZ	14-39	4069 KM	14•15	2108 EMD	39÷43	


### MZ

125	RT (Spokewheels)		428	16-49	558 K	13÷18			
125	SM-C	03÷	428	16-49	558 K	13÷18			
600	Sport Cup	97÷98	520 ORH - 108	15-39	577 K	14•15	18 C	38•39•43•45•46	
660	Bagheera	97÷	520 ORH	15-45	577 K	14•15	857 C	38÷42•45÷47•50	
660	Mastiff	99÷	520 ORH	15-45	577 K	14•15	857 C	38÷42•45÷47•50	
660	Skorpion Sport	97÷	520 ORH	15-39	577 K	14•15	18 C	38•39•43•45•46	
660	Skorpion Tour	97÷98	520 ORH - 110	15-43	577 K	14•15	18 C	38•39•43•45•46	
660	Skorpion Traveller	97÷98	520 ORH - 108	15-39	577 K	14•15	18 C	38•39•43•45•46	

### PEUGEOT

50	50 XP6, XP SM	99÷01	420 S - 126	12-52	4038	11÷15	2076 C	46•52	
50	XP LC	87÷90	428 S - 136	16-48	364 K	16•17	357	48	
50	XP 6	02÷	420 S	12-52	4038	11÷15	2035	48•50•52•53	
50	XR 6	01÷	420 S	12-52	4038	11÷15			

## ČZ Chains Kits - Application chart - Osazovací tabulka


Model	year rok	 chain - links řetěz - články	original teeth originální osazení	front sprocket přední kolo		rear sprocket zadní kolo		price cena
				code kód	nr. of teeth počet zubů	code kód	number of teeth počet zubů	

### SUZUKI


50	APX 50 ER Auto France	85÷89	420 S - 114	12-49	429	12	801	38•43•46•49•51•54	
50	GT 50 K (B, N, X)	77÷80	420 S - 112	12-46	562	10÷16	801	38•43•46•49•51•54	
50	OR 50 ET	80	420 S - 98	13-43	562	10÷16	801	38•43•46•49•51•54	
50	RMX 50	96÷98	420	12-50	413	12	2037	50	
50	TS 50 ERK	80÷84	420 S - 114	12-49	562	10÷16	801	38•43•46•49•51•54	
50	TS 50 W (D ÷ P)	83÷93	420 S - 120	12-46	413	12	801	38•43•46•49•51•54	
50	TS 50 X AM France	90÷93	420 S - 130	12-51	429	12	801	38•43•46•49•51•54	
50	TS 50 XK (E ÷ T)	84÷98	420 S - 126	12-51	413	12	801	38•43•46•49•51•54	
50	TV 50	94÷95	420 S - 116	12-43	413	12	801	38•43•46•49•51•54	
50	ZR 50 SK (E, F, X, H)	83÷90	420 S - 112	11-46	562	10÷16	801	38•43•46•49•51•54	
60	RM 60	03÷04	420 - 104	13-44	560 K	12÷15	464 E	44•47	
65	RM 65	03÷05	420 - 112	13-47	560 K	12÷15	2101 E	47÷50	
80	RG 80 Gamma	84÷93	428 - 130	15-47	425 K	14÷16	810	41÷43•47÷49•51	
80	RG 80 Gamma (Germany)	85÷94	428 - 130	15-49	425 K	14÷16	810	41÷43•47÷49•51	
80	RM 80	89÷01	428 - 118	14-48	416 K	12÷16	2066 E	47÷52	
80	RM 80 Big Wheels	89÷01	428 - 118	13-48	416 K	12÷16	2066 E	47÷52	
80	TS 80 ER (X, Z)	81÷82	428 - 114	14-42	428 K	14	802	42	
80	TS 80 X	84÷87	428 - 120	14-42	425 K	14÷16	802	42	
85	RM 85	02÷06	428 - 118	14-47	416 K	12÷16	2066 E	47÷52	
85	RM 85 Big Wheels	02÷06	428 - 118	13-47	416 K	12÷16	2066 E	47÷52	
100	RM 100	03÷04	420 - 124	13-51	560 K	12÷15	2065 E 2065 C	47÷53 49•54	
100	TS 100 ERN (T, X)	80÷82	428 - 114	14-44	416 K	12÷16	809	44•53	
100	DRZ 100	03÷04	420 - 86	14-33	249	16	801	38•43•46•49•51•54	
125	DR 125 S / SE	85÷99	428 - 134	16-53	409 K	16	809	44•53	
125	GN 125 (M ÷ W)	91÷98	428 - 114	14-41	426 K	14	810	41÷43•47÷49•51	
125	GN 125 E/R (M ÷ W)	91÷98	428 - 114	14-42	426 K	14	810	41÷43•47÷49•51	
125	GN 125 W	97÷98	428 - 124	14-41	4037 K	14•15	810	41÷43•47÷49•51	
125	GP 125 (C ÷ X)	80÷95	428 - 118	15-41	416 K	12÷16	810	41÷43•47÷49•51	
125	GS 125 Z/D-ESZ	83÷97	428 - 116	14-43	426 K	14	810	41÷43•47÷49•51	
125	GZ 125 Marauder (W, X)	98÷06	428 - 132	15-45	4037 K	14•15	2052	45	
125	RG 125 U Gamma	86÷92	428 - 128	15-42	416 K	12÷16	810	41÷43•47÷49•51	
125	RG 125 F Gamma (P ÷ T)	92÷96	428 - 130	16-47	425 K	14÷16	2012	47•56	
125	RM 125	83÷87	520 MX - 114	12-51	427 K 427 KC	11÷13 12•13	808 EC	47÷52	
125	RM 125	88÷91	520 MX - 114	13-51	427 K 427 KC	11÷13 12•13	808 EC	47÷52	
125	RM 125 (N ÷ T)	92÷96	520 MX - 114	12-49	427 K 427 KC	11÷13 12•13	808 EC	47÷52	
125	RM 125 (V, W, X)	97÷99	520 MX - 114	12-50	427 K 427 KC	11÷13 12•13	808 EC	47÷52	
125	RM 125	00÷04	520 MX - 114	12-49	427 K 427 KC	11÷13 12•13	808 EC 808 C 808 ESM	47÷52 41÷44 41÷46	
125	RM 125	05	520 MX - 114	12-50	427 K 427 KC	11÷13 12•13	808 EC 808 C 808 ESM	47÷52 41÷44 41÷46	
125	RM 125	06	520 MX - 114	12-51	427 K 427 KC	11÷13 12•13	808 EC 808 C 808 ESM	47÷52 41÷44 41÷46	
125	RV VAN VAN	03÷06	428 - 134	15-51	425 K	14÷16	810	41÷43•47÷49•51	
125	TS 125 ERN-ERT-ERX	80÷85	428 - 118	15-44	416 K	12÷16	809	44•53	
125	TS 125 R (K ÷ T) SF15A	90÷96	428 - 130	15-50	425 K	14÷16	805	45•50	
125	TS 125 X (E ÷ J)	84÷91	428 - 126	14-50	416 K	12÷16	803	50	
125	VL 125 Intruder	00÷06	428 - 142	14-56	4037 K	14•15	2012	47•56	
250	DR 250	88÷89	520 ORM - 110	15-48	434 K	15•16	825 C	45•48	
250	DR 250 (L ÷ P) (90÷93)		520 ORM - 112	13-49	432 K	11÷15	808 EC	47÷52	
250	DRZ 250 (÷04)				432 KC	13÷15	808 C	41÷44	

The lenght of the chain is referred to the original equipment.  
Délka řetězu odpovídá originálnímu osazení výrobce.


## ČZ Chains Kits - Application chart - Osazovací tabulka

Model	year rok	 chain - links řetěz - články	original teeth originální osazení	front sprocket přední kolo		rear sprocket zadní kolo		price cena
				code kód	nr. of teeth počet zubů	code kód	number of teeth počet zubů	
						808 ESM	41÷46	


## ČZ Chains Kits - Application chart - Osazovací tabulka

Model	year rok	 chain - links řetěz - články	original teeth originální osazení	front sprocket přední kolo		rear sprocket zadní kolo		price cena
				code kód	nr. of teeth počet zubů	code kód	number of teeth počet zubů	
250	GN 250 (F ÷ W) NJ42A	82÷98	520 H - 100	15-41	434 K	15•16	819 C	41
250	GT 250 X 7	79÷85	520 H - 102	15-41	430 K	15	819 C	41
250	GZ 250 Marauder (X)	99÷06	520 H - 110	15-41	434 K	15•16	819 C	41
250	RG 250 Gamma (F, G, H)	85÷88	520 H - 110	14-39	436 K	14	819 C	41
250	RGV 250 (K, L) VJ21A	89÷90	520 ORMX - 114	15-46	565 K	11÷16	817 C	46
250	RGV 250 (M ÷ S) VJ22B	91÷96	520 ORMX - 114	14-43	565 K	11÷16	822 C	41•43
250	RM 250	86÷88	520 MX - 116	14-51	432 K	11÷15	808 EC	47÷52
					432 KC	13÷15		
250	RM 250 (K ÷ T)	89÷96	520 MX - 114	13-49	432 K	11÷15	808 EC	47÷52
					432 KC	13÷15		
250	RM 250 (V, W, X)	97÷00	520 MX - 114	13-50	432 K	11÷15	808 EC	47÷52
					432 KC	13÷15		
250	RM 250	01÷03	520 MX - 114	13-49	432 K	11÷15	808 EC	47÷52
					432 KC	13÷15	808 C	41÷44
							808 ESM	41÷46
250	RM 250	04÷06	520 MX - 114	13-50	432 K	11÷15	808 EC	47÷52
					432 KC	13÷15	808 C	41÷44
							808 ESM	41÷46
250	RMX 250 (K ÷ W)	89÷00	520 MX - 114	13-50	432 K	11÷15	808 EC	47÷52
					432 KC	13÷15		
250	RM-Z 250 E - 4T	04÷06	520 MX - 114	13-48	4062 K	12÷14	460 EC	47÷53
					4062 KC	12÷14	460 ESM	44÷46
250	RM-Z 250 E - 4T	07	520 MX - 112	12-48	427 K	11÷13	808 EC	47÷52
					427 KC	12•13	808 C	41÷44
							808 ESM	41÷46
250	TS 250 X (E ÷ K)	85÷89	520 ORM - 112	13-48	432 K	11÷15	828 C	42•47•48
250	VL 250 Intruder	00÷06	520 ORM - 114	15-43	434 K	15•16	2062 C	43
350	DR 350 S (L ÷ P) SK42B	90÷93	520 ORM - 108	14-43	432 K	11÷15	822 C	41•43
					432 KC	13÷15		
350	DR 350 SE (R, S)	94÷95	520 ORM - 110	15-41	432 K	11÷15	822 C	41•43
					432 KC	13÷15		
350	DR 350 SE (T ÷ X)	97÷01	520 ORM - 108	15-43	432 K	11÷15	808 C	41÷44
					432 KC	13÷15	808 EC	47÷52
							808 ESM	41÷46
400	DRZ 400 E	03÷06	520 ORH - 112	14-47	432 K	11÷15	808 EC	47÷52
					432 KC	13÷15	808 C	41÷44
							808 ESM	41÷46
400	DRZ 400 S	00÷06	520 ORH - 112	15-44	432 K	11÷15	808 C	41÷44
					432 KC	13÷15	808 ESM	41÷46
							808 EC	47÷52
400	DRZ 400 SM	05÷06	520 ORH - 112	15-41	432 K	11÷15	808 ESM	41÷46
					432 KC	13÷15	808 EC	47÷52
							808 C	41÷44
400	GSF 400 Bandit (M ÷ N)	91÷92	525 SDZ - 114	14-47	433 K	14	807 C	44÷47•49
							807 E	44•45
400	GSF 400 Bandit (P, R, S)	93÷96	525 SDZ - 114	14-46	433 K	14	807 C	44÷47•49
							807 E	44•45
400	GSX R 400 (J,R,K) GK73A	88÷89	525 SDZ - 108	14-45	433 K	14	807 C	44÷47•49
							807 E	44•45
400	GSX 400 ET, EX (Twin)	81÷83	530 SDZ - 104	16-44	566 K	14÷17	814 C	42•44•45
400	GSX 400 TX	81÷85	530 SDZ - 104	16-42	566 K	14÷17	814 C	42•44•45
400	GSX 400 X Impulse GK71E	86	525 SDZ - 110	14-46	433 K	14	807 C	44÷47•49
							807 E	44•45
400	GSX 400 (F÷L) GK74A	88÷90	525 SDZ - 114	14-49	433 K	14	807 C	44÷47•49
							807 E	44•45
400	GSX R 400 R (L,M,N) GK76A	90÷92	525 SDZ - 108	14-44	433 K	14	807 C	44÷47•49
							807 E	44•45
400	GSX 400 EZ - GK 51/53C	82÷87	530 SDZ - 110	16-45	566 K	14÷17	814 C	42•44•45
400	GSX 400 XS Impulse	88÷93	525 SDZ - 114	14-46	433 K	14	2023 C	46
450	GS 450 E/S	80÷82	530 SDZ - 104	16-45	566 K	14÷17	814 C	42•44•45
450	GS 450 L (F ÷ J)	85÷88	530 SDZ - 108	16-42	566 K	14÷17	814 C	42•44•45


## ČZ Chains Kits - Application chart - Osazovací tabulka

Model	year rok	 chain - links řetěz - články	original teeth originální osazení	front sprocket přední kolo		rear sprocket zadní kolo		price cena	
				code kód	nr. of teeth počet zubů	code kód	number of teeth počet zubů		
450	RMZ 450	05	520 MX - 114	14-49	4068 K	13÷15	808 EC 808 ESM 808 C	47÷52 41÷46 41÷44	
450	RMZ 450	06	520 MX - 114	14-48	4075 K	13÷15	808 EC 808 ESM 808 C	47÷52 41÷46 41÷44	
500	DR 500 S/R	81÷86	520 ORH - 106	15-45	434 K	15•16	825 C	45•48	
500	GS 500 E (K ÷ R)	90÷93	520 ORH - 112	16-39	565 K	11÷16	823 C	39	
500	GS 500 E - F	94÷06	520 ORH - 112	16-39	512 K	15÷17	823 C	39	
550	GS 550 E/L/M/T	78÷82	530 SDZ - 110	15-50	566 K	14÷17	816 C 816 THF	38•41÷43•45•46•48•50 41÷46•48	
550	GS 550 E/ES	83÷88	530 SDZ - 112	14-48	566 K	14÷17	816 C 816 THF	38•41÷43•45•46•48•50 41÷46•48	
550	GSX 550 E/S (D ÷ G)	83÷87	530 SDZ - 112	14-46	566 K	14÷17	816 C 816 THF	38•41÷43•45•46•48•50 41÷46•48	
600	DR 600 S/R - SN41A	85÷89	520 ORH - 108	16-42	437 K	15•16	828 C	42•47•48	
600	GSF 600 S Bandit	95÷99	530 SDZ - 110	15-47	566 K	14÷17	829 THF 829 C	42÷48 42÷48	
600	GSF 600 S Bandit	00÷04	530 SDZ - 112	15-47	566 K	14÷17	829 THF 829 C	42÷48 42÷48	
600	GSR 600	06	525 SDZ - 112	15-48	520 K	15÷17	2061 THF 2061 C 2061 ED	41÷48 41÷48 42•43	
	GSR 600 #520		520 SDZ		520 KM	14÷17	2061 EMD	41÷47	
600	GSX 600 F Katana (J)	88	530 SDZ - 112	14-46	566 K	14÷17	824 C	46	
600	GSX 600 F (K,L,M) - GN72B	89÷91	530 SDZ - 112	14-46	566 K	14÷17	829 THF 829 C	42÷48 42÷48	
600	GSX 600 F (N ÷ V)	92÷97	530 SDZ - 112	14-45	566 K	14÷17	829 THF 829 C	42÷48 42÷48	
600	GSX 600 F	98÷06	530 SDZ - 118	15-47	566 K	14÷17	829 THF 829 C	42÷48 42÷48	
600	GSX-R 600 (V)	97	525 SDZ - 108	16-45	520 K	15÷17	498 THF 498 C 498 ED	38÷40•44÷46 38÷40•44÷46 44÷46	
	GSX-R 600 (V) #520		520 SDZ		520 KM	14÷17	499 EMD	40÷47	
600	GSX-R 600 (W)	98÷00	525 SDZ - 108	16-46	520 K	15÷17	498 THF 498 C 498 ED	38÷40•44÷46 38÷40•44÷46 44÷46	
	GSX-R 600 (W) #520		520 SDZ		520 KM	14÷17	499 EMD	40÷47	
600	GSX-R 600	01÷03	525 SDZ - 110	16-45	520 K	15÷17	2061 THF 2061 C 2061 ED	41÷48 41÷48 42•43	
	GSX-R 600 #520		520 SDZ		520 KM	14÷17	2061 EMD	41÷47	
600	GSX-R 600	04÷05	525 SDZ - 112	16-45	520 K	15÷17	2061 THF 2061 C 2061 ED	41÷48 41÷48 42•43	
	GSX-R 600 #520		520 SDZ		520 KM	14÷17	2061 EMD	41÷47	
600	GSX-R 600	06	525 SDZ - 112	16-43	520 K	15÷17	2061 THF 2061 C 2061 ED	41÷48 41÷48 42•43	
					520 KM	14÷17	2061 EMD	41÷47	
600	RF 600 R (P, R) - GN76A	93÷94	530 SDZ - 108	14-43	566 K	14÷17	829 THF 829 C	42÷48 42÷48	
600	RF 600 R (S ÷ W)	95÷98	530 SDZ - 108	14-42	566 K	14÷17	829 THF 829 C	42÷48 42÷48	
650	DR 650 R/SE - SP43/44B	90÷95	520 ORH - 114	16-42	437 K	15•16	828 C	42•47•48	
650	DR 650 SE (S ÷ X)	96÷06	525 SDZ - 110	15-41	4011 K	15	2032 C	41÷43	
650	GSF 650 Bandit, S	05÷06	530 SDZ - 112	14-47	566 K	14÷17	829 THF 829 C	42÷48 42÷48	


## ČZ Chains Kits - Application chart - Osazovací tabulka

Model	year rok	 chain - links řetěz - články	original teeth originální osazení	front sprocket přední kolo		rear sprocket zadní kolo		price cena
				code kód	nr. of teeth počet zubů	code kód	number of teeth počet zubů	
650 SV 650	99÷06	525 SDZ - 110	15-45	520 K	15÷17	807 C	44÷47•49	
						807 E	44•45	
SV 650 #520		520 SDZ		520 KM	14÷17	807 EM	44÷47	
650 SV 650 S	99÷06	525 SDZ - 108	15-44	520 K	15÷17	807 C	44÷47•49	
						807 E	44•45	
SV 650 S #520		520 SDZ		520 KM	14÷17	807 EM	44÷47	
650 V - STROM 650 DL K4	04÷07	525 SDZ - 116	15-47	520 K	15÷17	2061 THF	41÷48	
						2061 C	41÷48	
V - STROM 650 DL K4 #520		520 SDZ		520 KM	14÷17	2061 EMD	41÷47	
650 XF 650 Freewind	97÷01	525 SDZ - 110	15-43	4011 K	15	2032 C	41÷43	
750 DR 750 S (J) Big	88	520 ORH - 116	15-48	438 K	15	825 C	45•48	
750 DR 750 S (K) Big - SR41B	89	520 ORH - 116	15-48	438 K	15	828 C	42•47•48	
750 GS 750 E/L/S/T	77÷83	N/A - nedostupný	15-41	518 K	13•15	818 C	41•42	
750 GSX 750 E/ES/EF	80÷89	530 SDZ - 114	14-43	566 K	14÷17	816 C	38•41÷43•45•46•48•50	
						816 THF	41÷46•48	
750 GSX 750 F	89÷96	530 SDZ - 118	15-47	566 K	14÷17	829 THF	42÷48	
						829 C	42÷48	
750 GSX 750 F (W-K1-K2)	98÷06	530 SDZ - 116	15-45	566 K	14÷17	829 THF	42÷48	
						829 C	42÷48	
750 GSX 750 S	80÷84	N/A - nedostupný	15-41	518 K	13•15	818 C	41•42	
750 GSX R 750	85÷87	530 SDZ - 106	14-42	566 K	14÷17	829 THF	42÷48	
						829 C	42÷48	
750 GSX R 750	88÷89	530 SDZ - 108	15-44	566 K	14÷17	829 THF	42÷48	
						829 C	42÷48	
750 GSX R 750	90÷91	530 SDZ - 108	15-43	566 K	14÷17	816 THF	41÷46•48	
						816 C	38•41÷43•45•46•48•50	
750 GSX R 750W	92÷93	530 SDZ - 108	15-42	566 K	14÷17	816 THF	41÷46•48	
						816 C	38•41÷43•45•46•48•50	
750 GSX-R 750 SP	94÷95	530 SDZ - 108	16-41	566 K	14÷17	816 THF	41÷46•48	
						816 C	38•41÷43•45•46•48•50	
750 GSX-R 750 V	96÷97	530 SDZ - 108	16-43	566 K	14÷17	499 THF	38÷40•43	
						499 ED	38•39•43•44	
GSX-R 750 V #520		520 SDZ		566 KM	14÷17	499 EMD	40÷47	
750 GSX-R 750 W	98÷99	525 SDZ - 108	16-45	520 K	15÷17	498 THF	38÷40•44÷46	
						498 C	38÷40•44÷46	
GSX-R 750 W #520		520 SDZ		520 KM	14÷17	499 EMD	40÷47	
750 GSX R 750	00÷05	525 SDZ - 110	17-42	520 K	15÷17	2061 THF	41÷48	
						2061 C	41÷48	
GSX R 750 #520		520 SDZ		520 KM	14÷17	2061 EMD	41÷47	
750 GSX R 750	06	525 SDZ - 110	17-45	520 K	15÷17	2061 THF	41÷48	
						2061 C	41÷48	
GSX R 750 #520		520 SDZ		520 KM	14÷17	2061 EMD	41÷47	
800 DR 800 S Big (K, L)	89÷90	520 ORH - 116	15-48	438 K	15	828 C	42•47•48	
800 DR 800 S Big (M, N, P)	91÷93	520 ORH - 116	15-47	438 K	15	828 C	42•47•48	
800 DR 800 S Big (R, S, T)	94÷96	525 SDZ - 116	15-47	4011 K	15	2025 C	47	
800 RF 900 R-RZ (R ÷ W)	94÷00	N/A - nedostupný	15-43	440 K	14÷16	827 C	42÷44•48•52	
						827 THF	43•44•48	
RF 900 R-RZ (R ÷ W) #530		530 SDZ - 110		566 K	14÷17	816 THF	41÷46•48	
						816 C	38•41÷43•45•46•48•50	
800 VZ 800 Marauder (V, W, X)	97÷04	530 SDZ - 116	15-48	566 K	14÷17	829 THF	42÷48	
						829 C	42÷48	
1000 DL 1000 V-STROM	02÷06	525 SDZ - 112	17-41	520 K	15÷17	2061 THF	41÷48	
						2061 C	41÷48	
DL 1000 V-STROM #520		520 SDZ		520 KM	14÷17	2061 EMD	41÷47	

## ČZ Chains Kits - Application chart - Osazovací tabulka

Model	year rok	 chain - links řetěz - články	original teeth originální osazení	front sprocket přední kolo		rear sprocket zadní kolo		price cena	
				code kód	nr. of teeth počet zubů	code kód	number of teeth počet zubů		
1000	GS 1000 E/L/S	78÷82	N/A - nedostupný	15-42	518 K	13•15	818 C	41•42	
1000	GSX 1000 All	82÷84	N/A - nedostupný	15-42	518 K	13•15	818 C	41•42	
1000	GSX-R 1000	01÷06	530 SDZ - 110	17-42	566 K	14÷17	2079 THF	40÷43	
							2079 C	40÷43	
							2079 ED	42•43	
	GSX-R 1000 #520		520 SDZ		566 KM	14÷17	2061 EMD	41÷47	
1000	SV 1000 - S	03÷06	530 SDZ - 108	17-40	566 K	14÷17	2079 THF	40÷43	
							2079 C	40÷43	
							2079 ED	42•43	
	SV 1000 - S #520		520 SDZ		566 KM	14÷17	2061 EMD	41÷47	
1000	TL 1000 R (W, X)	98÷02	530 SDZ - 108	17-39	566 K	14÷17	499 THF	38÷40•43	
							499 ED	38•39•43•44	
	TL 1000 R (W, X) #520		520 SDZ		566 KM	14÷17	499 EMD	40÷47	
1000	TL 1000 S (V, W)	97÷02	530 SDZ - 104	17-38	566 K	14÷17	499 THF	38÷40•43	
							499 ED	38•39•43•44	
							499 EMD	40÷47	
	TL 1000 R (W, X) #520		520 SDZ		566 KM	14÷17	499 EMD	40÷47	
1100	GS 1100 E/L/ES	80÷83	N/A - nedostupný	15-42	518 K	13•15	818 C	41•42	
1100	GSX 1100 E/S	80÷85	N/A - nedostupný	15-42	518 K	13•15	818 C	41•42	
1100	GSX 1100 EF/EG	84÷86	N/A - nedostupný	15-42	518 K	13•15	818 C	41•42	
1100	GSX 1100 F (JP)	88	N/A - nedostupný	15-52	440 K	14÷16	827 C	42÷44•48•52	
							827 THF	43•44•48	
	GSX 1100 F (J) #530		530 SDZ - 118		566 K	14÷17	816 C	38•41÷43•45•46•48•50	
							816 THF	41÷46•48	
1100	GSX 1100 F (K,L,M,P)	89÷93	N/A - nedostupný	15-52	440 K	14÷16	827 C	42÷44•48•52	
							827 THF	43•44•48	
	GSX 1100 F (K,L,M,P) #530		530 SDZ - 122		566 K	14÷17	816 C	38•41÷43•45•46•48•50	
							816 THF	41÷46•48	
1100	GSX-R 1100 (G, H, J)	86÷88	N/A - nedostupný	14-46	440 K	14÷16	830 C	46	
							829 THF	42÷48	
	GSX-R 1100 (G, H, J) #530		530 SDZ - 114		566 K	14÷17	829 C	42÷48	
1100	GSX-R 1100 (K, L, M, N)	89÷92	N/A - nedostupný	15-48	440 K	14÷16	827 THF	43•44•48	
							827 C	42÷44•48•52	
							816 THF	41÷46•48	
	#530		530 SDZ - 118		566 K	14÷17	816 C	38•41÷43•45•46•48•50	
1100	GSX-R 1100 (P, R)	93÷94	N/A - nedostupný	15-42	440 K	14÷16	827 C	42÷44•48•52	
							827 THF	43•44•48	
	GSX-R 1100 (P, R) #530		530 SDZ - 114		566 K	14÷17	816 THF	41÷46•48	
							816 C	38•41÷43•45•46•48•50	
1100	GSX-R 1100 (S ÷ W)	95÷98	N/A - nedostupný	16-44	440 K	14÷16	827 THF	43•44•48	
							827 C	42÷44•48•52	
	GSX-R 1100 (S ÷ W) #530		530 SDZ - 116		566 K	14÷17	816 THF	41÷46•48	
							816 C	38•41÷43•45•46•48•50	
1200	GSF 1200 S Bandit	96÷05	530 SDZ - 110	15-45	566 K	14÷17	816 THF	41÷46•48	
							816 C	38•41÷43•45•46•48•50	
1200	GSX 1200 (X-K1)	99÷04	530 SDZ - 112	15-44	566 K	14÷17	816 THF	41÷46•48	
							816 C	38•41÷43•45•46•48•50	
1300	GSX-R 1300 Hayabusa (X)	99÷06	530 SDZ - 112	17-40	566 K	14÷17	499 THF	38÷40•43	
							499 ED	38•39•43•44	
1400	GSX 1400	01÷06	530 SDZ - 116	18-41	513 K	15•16•18	2086 THF	41	


## ČZ Chains Kits - Application chart - Osazovací tabulka

Model	year rok	 chain - links řetěz - články	original teeth originální osazení	front sprocket přední kolo		rear sprocket zadní kolo		price cena
				code kód	nr. of teeth počet zubů	code kód	number of teeth počet zubů	

### TRIUMPH

600	Speedfour, Daytona	04	525 SDZ - 108	15-45	4023 K	14•15	2070 THF 2070 C 2070 ED	42÷45 42÷45 41÷44	
600	TT 600 Speedbaby	00÷03	525 SDZ - 106	15-42	4023 K	14•15	2070 THF 2070 C 2070 ED	42÷45 42÷45 41÷44	
750	Daytona Trident	91÷98 91÷95	530 SDZ - 114	17-48	4016 K	17÷19	334 THF 334 C	39÷46•48 39÷46•48	
800	Bonneville	01÷	525 SDZ - 114	17-43	4057 K	16÷18	2070 THF 2070 C 2070 ED	42÷45 42÷45 41÷44	
800	Bonneville America	02÷	525 SDZ - 112	17-42	4057 K	16÷18	344 C	38•40÷43•45•46	
800	Speedmaster	04	525 SDZ - 112	16-42	4057 K	16÷18	344 C	38•40÷43•45•46	
900	Adventurer	96÷01	530 SDZ - 112	17-43	4016 K	17÷19	334 THF 334 C	39÷46•48 39÷46•48	
900	Daytona 955i	99÷03	530 SDZ - 106	19-42	4016 K	17÷19	2046 THF 2046 C	42•43 42•43	
900	Daytona T595 Speed T509	97÷99	530 SDZ - 108	18-43	4016 K	17÷19	2046 THF 2046 C	42•43 42•43	
900	Legend Sprint ST955	98÷01 99÷01	530 SDZ - 116	18-43	4016 K	17÷19	334 THF 334 C	39÷46•48 39÷46•48	
900	Sprint Thunderbird	93÷98 95÷97	530 SDZ - 112	17-46	4016 K	17÷19	334 THF 334 C	39÷46•48 39÷46•48	
900	Sprint RS	99÷04	530 SDZ - 116	18-43	4016 K	17÷19	2079 THF 2079 C 2079 ED	40÷43 40÷43 42•43	
900	Sprint ST955	02÷04	530 SDZ - 118	19-43	4016 K	17÷19	2046 THF 2046 C	42•43 42•43	
900	Thunderbird	98÷04	530 SDZ - 114	17-43	4016 K	17÷19	334 THF 334 C	39÷46•48 39÷46•48	
900	Trophy	91÷92	530 SDZ - 112	17-46	4016 K	17÷19	334 THF 334 C	39÷46•48 39÷46•48	
900	Trophy	93÷98	530 SDZ - 110	17-44	4016 K	17÷19	334 THF 334 C	39÷46•48 39÷46•48	
900	Thruxton	04÷05	525 SDZ - 112	18-43	4057 K	16÷18	2061 THF 2061 C 2061 ED	41÷48 41÷48 42•43	
955	Daytona 885 Trophy Trident	91÷97 91÷92 93÷98	530 SDZ - 112	17-46	4016 K	17÷19	334 THF 334 C	39÷46•48 39÷46•48	
955	Speed Triple Thunderbird	97 98÷04	530 SDZ - 110	17-43	4016 K	17÷19	334 THF 334 C	39÷46•48 39÷46•48	
955	Speed Triple Daytona 955 i	02÷04 04	530 SDZ - 106	18-42	4016 K	17÷19	2046 THF 2046 C	42•43 42•43	
955	Tiger	93÷99	530 SDZ - 112	18-48	4016 K	17÷19	334 THF 334 C	39÷46•48 39÷46•48	
900	Tiger T955i	00÷02	530 SDZ - 114	18-46	4016 K	17÷19	334 THF 334 C	39÷46•48 39÷46•48	
1000	Daytona	91÷92 93	530 SDZ - 112 530 SDZ - 110	17-46 17-43	4016 K	17÷19	334 THF 334 C	39÷46•48 39÷46•48	
1000	Speed Triple	05÷06	530 SDZ - 106	18-42	4016 K	17÷19	334 THF 334 C	39÷46•48 39÷46•48	
1200	Daytona	91÷93 94÷97	530 SDZ - 110	18-43 17-42	4016 K	17÷19	334 THF 334 C	39÷46•48 39÷46•48	
1200	Trophy	91÷92 93÷99 00÷02	530 SDZ - 114 530 SDZ - 110 530 SDZ - 110	18-45 18-44 19-40	4016 K	17÷19	334 THF 334 C	39÷46•48 39÷46•48 39÷46•48	


## ČZ Chains Kits - Application chart - Osazovací tabulka

Model	year rok	 chain - links řetěz - články	original teeth originální osazení	front sprocket přední kolo		rear sprocket zadní kolo		price cena
				code kód	nr. of teeth počet zubů	code kód	number of teeth počet zubů	

### VOR

400	EN 400	02	520 ORH - 114	13-48	4056 K	13•14	2072 E 2072 ESM	46÷48•51•52 40÷44	
530	EN 530	02	520 ORH - 114	13-48	4056 K	13•14	2072 E 2072 ESM	46÷48•51•52 40÷44	
530	MX 530	02	520 ORH - 114	14-48	4056 K	13•14	2072 E 2072 ESM	46÷48•51•52 40÷44	
530	SM 530	02	520 ORH - 114	14-40	4056 K	13•14	2072 ESM	40÷44	

## ČZ Chains Kits - Application chart - Osazovací tabulka


Model	year rok	 chain - links řetěz - články	original teeth originální osazení	front sprocket přední kolo		rear sprocket zadní kolo		price cena
				code kód	nr. of teeth počet zubů	code kód	number of teeth počet zubů	

### YAMAHA


50	DT 50	03÷	420 S - 126	11-48	4038	11÷15	2075 C	42•45•48•53	
50	DT 50 - SM	03÷	420 S - 124	11-45	4038	11÷15	2075 C	42•45•48•53	
50	DT 50 - RSM	03÷05	420 S	12-48	4038	11÷15	2075 C	42•45•48•53	
50	DT 50 MX France	81÷85	420 S - 106	13-42	562	10÷16	832	38•40•42÷46•48•52	
50	DT 50 MX-MX-S	83÷95	420 S - 112	11-48	562	10÷16	832	38•40•42÷46•48•52	
50	DT 50 R-MX-S Germany	86÷94	420 S - 122	10-48	562	10÷16	832	38•40•42÷46•48•52	
50	DT 50 R	91÷95	420 S - 116	13-38	560 K	12÷15	832	38•40•42÷46•48•52	
50	DT 50 R Vitesse	96	420 S - 116	10-52	562	10÷16	832	38•40•42÷46•48•52	
50	DT 50 R X-Limit	97÷	420 S - 128	12-52	4038	11÷15	832	38•40•42÷46•48•52	
50	LB 50 2M Chappy	85÷95	420 S - 94	14-32	560 K	12÷15	834	32•37•39•41•48	
50	RD 50 M-MX	79÷88	420 S - 106	12-48	562	10÷16	834	32•37•39•41•48	
50	TY 50 M	78÷81	420 S - 104	12-45	562	10÷16	832	38•40•42÷46•48•52	
50	TZR 50 RR	03÷04	420 S - 130	11-47	4038	11÷15	2051	47	
50	TZR 50 X-Power	96÷06	420 S - 130	12-47	4038	11÷15	2051	47	
	TZR 50 X-Power #428		428 S		4035 K	11÷13	835	45÷49•52	
80	DT 80 MX	81÷83	420 - 108	13-41	562	10÷16	832	38•40•42÷46•48•52	
80	DT 80 LC2	85÷94	428 - 126	15-51	550 K	15	843	49÷51•53	
80	FZR 80 RR	92÷94	428	14-45	555 K	14	835	45÷49•52	
80	LB 80 pitchppy	85÷89	420 - 90	15-32	560 K	12÷15	834	32•37•39•41•48	
80	PW 80 4B C1, 4 C3	86÷99	420 - 108	15-32	546	14•15	834	32•37•39•41•48	
80	RD 80 LC1	82	420 - 108	15-48	546	14•15	834	32•37•39•41•48	
80	RD 80 LC2	83÷85	420 - 108	14-48	555 K	14	835	45÷49•52	
80	RD 80 MX	82÷85	420 - 108	13-41	562	10÷16	834	32•37•39•41•48	
80	TZR 80	92÷95	428 - 126	14-48	555 K	14	835	45÷49•52	
80	TZR 80 RR	96	428 - 126	15 46	263 K	14÷16	835	45÷49•52	
80	YZ 80	93÷02	428 - 118	14-47	416 K	12÷16	2066 E	47÷52	
85	YZ 85	02÷06	428 - 122	14-47	558 K	13÷18	2066 E	47÷52	
100	RXS 100	85÷95	428 - 110	15-36	416 K	12÷16	838	36•39	
100	YB 100	79÷92	420 - 98	15-37	560 K	12÷15	834	32•37•39•41•48	
125	DT 125 MX	76÷82	428 - 118	15-49	416 K	12÷16	843	49÷51•53	
125	DT 125 LC1	84÷87	428 - 118	15-49	263 K	14÷16	843	49÷51•53	
125	DT 125 LC2-3/R	85÷88	428 - 126	16-53	263 K	14÷16	843	49÷51•53	
125	DT 125 LC	88	428 - 128	16-50	264 K	14÷16	842	45•50•52	
125	DT 125 R1-2	89÷92	428 - 134	17-55	558 K	13÷18	839	52•53•55•57	
125	DT 125 R France	92÷95	428 - 134	17-57	558 K	13÷18	839	52•53•55•57	
125	DT 125 R3	93÷01	428 - 134	16-57	558 K	13÷18	839	52•53•55•57	
125	DT 125 Ténére	89÷92	428 - 126	16-50	264 K	14÷16	843	49÷51•53	
125	DT 125 X	05	428 - 134	14-57	558 K	13÷18	839	52•53•55•57	
125	RD 125 DX - 1E7	80÷81	428 - 112	15-39	416 K	12÷16	838	36•39	
125	RD 125 LC1	82÷85	428 - 118	16-46	263 K	14÷16	835	45÷49•52	
125	RD 125 LC2/YPVS - 10W	85÷87	428 - 118	16-45	263 K	14÷16	835	45÷49•52	
125	RDZ 125 LC	87÷89	428 - 118	16-45	263 K	14÷16	835	45÷49•52	
125	RS 125 DX	76÷84	428 - 110	15-36	416 K	12÷16	838	36•39	
125	SR 125 SE	83÷90	428 - 120	14-49	263 K	14÷16	843	49÷51•53	
125	SR 125 SE Custom - 3MW	91÷96	428 - 120	14-49	263 K	14÷16	835	45÷49•52	
125	SR 125 Spain	92÷97	428 - 120	13-49	4022 K	13	835	45÷49•52	
125	TDR 125 Italy	89÷91	428 - 132	16-52	558 K	13÷18	839	52•53•55•57	
125	TDR 125 R	92÷95	428 - 130	16-51	558 K	13÷18	2014	47•51•55•57	
125	TDR 125 R - 4GX	93÷99	428 - 136	16-57	558 K	13÷18	2014	47•51•55•57	
125	TW 125	99÷04	428 - 122	14-50	4042 K	14	842	45•50•52	
125	TY 125	88÷89	428 - 120	13-52	416 K	12÷16	842	45•50•52	
125	TZR 125	88÷90	428 - 130	16-45	263 K	14÷16	835	45÷49•52	
125	TZR 125 R	92÷93	428 - 136	17-47	558 K	13÷18	2014	47•51•55•57	
125	TZR 125 R	93÷97	428 - 140	16-46	558 K	13÷18	2024	46	
125	TZR 125 RR	94÷99	428 - 136	18-51	558 K	13÷18	2014	47•51•55•57	
125	WR 125	99	520 MX - 112	13-48	564 K	13•14	2015 EC	47÷53	
					564 KC	13•14	2015 C	46•48÷50•52	
125	XT 125 - 2YE	88÷90	428 - 120	14-53	263 K	14÷16	843	49÷51•53	
125	XT 125 - 2YU	91÷94	428 - 118	14-50	263 K	14÷16	843	49÷51•53	

The lenght of the chain is referred to the original equipment.  
 Délka řetězu odpovídá originálnímu osazení výrobce.


## ČZ Chains Kits - Application chart - Osazovací tabulka

Model	year rok	 chain - links řetěz - články	original teeth originální osazení	front sprocket přední kolo		rear sprocket zadní kolo		price cena
				code kód	nr. of teeth počet zubů	code kód	number of teeth počet zubů	
125 XV 125 Virago	97÷00	520 M - 114	13-47	4033 K	13	857 C	38÷42•45÷47•50	
125 YZ 125	87÷88	520 MX - 112	13-49	564 K	13•14	853 EC	48÷52	
				564 KC	13•14	853 C	40•41	
125 YZ 125	89÷92	520 MX - 116	13-51	564 K	13•14	853 EC	48÷52	
	93÷96	520 MX - 114	13-50	564 KC	13•14	853 C	40•41	
	97÷98	520 MX - 112	13-48			2045 C	40÷42•44•46÷48•50	
125 YZ 125	99÷01	520 MX - 112	13-48	564 K	13•14	2015 EC	47÷53	
	02÷04		13-49	564 KC	13•14	2015 ESM 2015 C	42÷46 46•48÷50•52	
125 YZ 125	05÷06	520 MX - 112	13-48	4050 K	12÷15	2015 EC	47÷53	
						2015 ESM	42÷46	
						2015 C	46•48÷50•52	
175 DT 175 MX	80÷85	428 OR - 118	15-49	416 K	12÷16	843	49÷51•53	
200 DT 200 R - 2YY	89÷93	520 ORM - 108	13-43	564 K	13•14	2045 C	40÷42•44•46÷48•50	
				564 KC	13•14			
200 TW 200, TW 200 C	87÷94	428 - 126	14-50	4042 K	14	842	45•50•52	
200 TW 200, TW 200 C	95 ÷ 06	428 - 122	14-50	4042 K	14	842	45•50•52	
200 WR 200 R	92÷96	520 ORM - 116	13-52	564 K	13•14	853 EC	48÷52	
				564 KC	13•14	853 C	40•41	
						2045 C	40÷42•44•46÷48•50	
250 SR 250	86÷96	520 M - 100	14-40	572 K	14÷16	845 C	40•45•46	
250 SR 250 SE	80÷84	520 ORM - 100	16-45	572 K	14÷16	845 C	40•45•46	
250 SR 250 - 4GR1	91÷96	520 M - 100	16-46	572 K	14÷16	845 C	40•45•46	
250 TDR 250 - 3CK/3CL	88÷90	520 ORM - 108	14-45	565 K	11÷16	846 C	37•39•41•45	
				565 KC	13÷15			
250 TT 250 R	95÷98	520 ORM - 106	14-44	4026 K	14	2045 C	40÷42•44•46÷48•50	
250 TZR 250 - 2MA/2XW	87÷92	520 ORM - 110	14-41	565 K	11÷16	846 C	37•39•41•45	
				565 KC	13÷15			
250 WR 250 Z	97÷98	520 ORMX - 114	14-48	569 K	12÷17	853 EC	48÷52	
				569 KC	14	853 C	40•41	
						2045 C	40÷42•44•46÷48•50	
250 WR 250	99÷00	520 ORMX - 114	14-50	565 K	11÷16	2015 EC	47÷53	
				565 KC	13÷15	2015 C	46•48÷50•52	
250 WR 250 F	01÷06	520 ORMX - 114	13-52	4050 K	12÷15	2015 EC	47÷53	
						2015 ESM	42÷46	
						2015 C	46•48÷50•52	
250 XT 250	80÷90	520 ORMX - 98	15-46	572 K	14÷16	845 C	40•45•46	
250 XV 250 S Virago	89÷00	520 ORM - 114	16-45	572 K	14÷16	857 C	38÷42•45÷47•50	
250 YZ 250	85÷86	520 MX - 114	14-50	569 K	12÷17	853 EC	48÷52	
	87÷89		14-49	569 KC	14	853 C	40•41	
	90÷93		14-51			2045 C	40÷42•44•46÷48•50	
	94÷98		13-49					
250 YZ 250	99÷01	520 MX - 114	14-50	565 K	11÷16	2015 EC	47÷53	
				565 KC	13÷15	2015 ESM 2015 C	42÷46 46•48÷50•52	
250 YZ 250	02÷05	520 MX - 114	14-49	565 K	11÷16	2015 EC	47÷53	
	06		14-50	565 KC	13÷15	2015 ESM 2015 C	42÷46 46•48÷50•52	
250 YZ 250 F	01÷06	520 MX - 112	13-49	4050 K	12÷15	2015 EC	47÷53	
						2015 ESM 2015 C	42÷46 46•48÷50•52	
350 RD 350 LC - 4LO	80÷82	530 SDZ - 102	16-39	567 K	16	848 C	39	
350 RD 350 LC YPVS	83÷94	520 ORH - 106	17-39	569 K	12÷17	846 C	37•39•41•45	
				569 KC	14			
350 TT 350	86÷95	520 ORM - 108	14-50	575 K	14÷16	2045 C	40÷42•44•46÷48•50	
350 XT 350 H/N - 55W/3YT	85÷98	428 OR - 130	19-52	576 K	19	842	45•50•52	
400 FZR 400 Genesis - 1WG	88	525 SDZ - 104	15-44	574 K	15	844 C	44	
400 FZR 400 RR - HDX1/2	88÷94	428 OR - 130	19-55	582 K	19•20	2014	47•51•55•57	
400 FZR 400 RR Swizerland	91÷94	428 OR - 130	20-55	582 K	19•20	2014	47•51•55•57	


## ČZ Chains Kits - Application chart - Osazovací tabulka

Model	year rok	 chain - links řetěz - články	original teeth originální osazení	front sprocket přední kolo		rear sprocket zadní kolo		price cena
				code kód	nr. of teeth počet zubů	code kód	number of teeth počet zubů	
400	WR 400	98	520 ORH - 114	14-50	565 K	11÷16	853 EC	48÷52
					565 KC	13÷15	853 C 2045 C	40÷41 40÷42÷44÷46÷48÷50
400	WR 400	99÷00	520 ORH - 114	14-50	565 K	11÷16	2015 EC	47÷53
					565 KC	13÷15	2015 C	46÷48÷50÷52
400	WR 400-426 F	01÷02	520 ORH - 114	14-50	565 K	11÷16	2015 EC	47÷53
					565 KC	13÷15	2015 ESM	42÷46
							2015 C	46÷48÷50÷52
					565 SM	13÷14	2015 SPE	Spacer - Rozpěrka 4 mm
400	XJ 400	82	530 SDZ - 104	16-45	571 K	16÷17	856 C	45
400	XS 400 Dohc	78÷79	530 SDZ - 104	16-39	567 K	16	854 C	36÷39÷46
400	XS 400 SE (C/W)	80÷83	530 SDZ - 102	16-36	567 K	16	854 C	36÷39÷46
400	XT 400	83÷89	520 ORH - 100	15-45	575 K	14÷16	857 C	38÷42÷45÷47÷50
400	YZ 400 F	98	520 MX - 114	14-49	569 K	12÷17	853 EC	48÷52
					569 KC	14	853 C	40÷41
							2045 C	40÷42÷44÷46÷48÷50
400	YZ 400	99	520 MX - 114	14-49	565 K	11÷16	2015 EC	47÷53
					565 KC	13÷15	2015 C	46÷48÷50÷52
426	WR 426 F	02÷	520 ORH - 114	14-50	565 K	11÷16	2015 EC	47÷53
					565 KC	13÷15	2015 ESM	42÷46
							2015 C	46÷48÷50÷52
					565 SM	13÷14	2015 SPE	Spacer - Rozpěrka 4 mm
426	YZ 426	00	520 ORH - 114	14-50	565 K	11÷16	2015 EC	47÷53
					565 KC	13÷15	2015 C	46÷48÷50÷52
426	YZ 426 F	01÷02	520 ORH - 114	13-49	565 K	11÷16	2015 EC	47÷53
					565 KC	13÷15	2015 ESM	42÷46
							2015 C	46÷48÷50÷52
					565 SM	13÷14	2015 SPE	Spacer - Rozpěrka 4 mm
450	WR 450 F	03÷04	520 ORH - 112	14-47	565 K	11÷16	2015 EC	47÷53
					565 KC	13÷15	2015 ESM	42÷46
							2015 C	46÷48÷50÷52
					565 SM	13÷14	2015 SPE	Spacer - Rozpěrka 4 mm
450	WR 450 F	05÷06	520 ORH - 114	14-50	565 K	11÷16	2015 EC	47÷53
					565 KC	13÷15	2015 ESM	42÷46
							2015 C	46÷48÷50÷52
					565 SM	13÷14	2015 SPE	Spacer - Rozpěrka 4 mm
450	YZ 450 F	03÷04	520 ORH - 112	14-48	565 K	11÷16	2015 EC	47÷53
					565 KC	13÷15	2015 ESM	42÷46
							2015 C	46÷48÷50÷52
					565 SM	13÷14	2015 SPE	Spacer - Rozpěrka 4 mm
450	YZ 450 F	05	520 ORH - 114	14-51	565 K	11÷16	2015 EC	47÷53
		06		13-49	565 KC	13÷15	2015 ESM	42÷46
							2015 C	46÷48÷50÷52
					565 SM	13÷14	2015 SPE	Spacer - Rozpěrka 4 mm
490	YZ 490	87÷90	520 MX - 114	14-50	569 K	12÷17	853 EC	48÷52
					569 KC	14	853 C	40÷41
							2045 C	40÷42÷44÷46÷48÷50
500	RD 500 LC	84÷87	530 SDZ - 102	15-38	579 K	15÷18	862 C	38÷44
500	SR 500	78÷90	530 SDZ - 104	16-42	566 K	14÷17	841 C	42
500	SR 500	91÷00	428 OR - 130	20-55	582 K	19÷20	851	55
500	XT 500	76÷89	520 ORM - 100	16-42	565 K	11÷16	2045 C	40÷42÷44÷46÷48÷50
					565 KC	13÷15		
	XT 500 #530		530 SDZ		566 K	14÷17	841 C	42
550	XJ 550 R	81÷83	530 SDZ - 104	16-45	571 K	16÷17	856 C	45
550	XT 550	82÷83	520 ORH - 98	15-39	575 K	14÷16	857 C	38÷42÷45÷47÷50
600	FZ 600	86÷88	530 SDZ - 104	16-44	571 K	16÷17	862 C	38÷44
600	FZR 600 C - 3RG/3RH	89÷90	530 SDZ - 108	15-46	566 K	14÷17	865 C	39÷43÷46
600	FZR 600 R - 4JH	94÷97	530 SDZ - 108	15-47	566 K	14÷17	859 THF	38÷42÷47÷48
							859 C	38÷42÷47÷48


## ČZ Chains Kits - Application chart - Osazovací tabulka

Model	year rok	 chain - links řetěz - články	original teeth originální osazení	front sprocket přední kolo		rear sprocket zadní kolo		price cena
				code kód	nr. of teeth počet zubů	code kód	number of teeth počet zubů	
600 FZS 600 Fazer	98÷03	530 SDZ - 110	15-48	566 K	14÷17	859 THF 859 C	38÷42÷47÷48 38÷42÷47÷48	
				566 KM	14÷17	859 EMD	43÷45÷48÷50	
600 FZ6 600 Fazer / N-NS	04÷06	530 SDZ - 118	16-46	580 K	16÷17	479 THF 479 C 479 ED	39÷42÷49 39÷42÷48 43÷44	
				584 KM	14÷17	479 EMD 486 C	43÷52 38÷40÷42÷44÷45÷47	
600 SRX 600 C - 1XL/1XM	86÷90	520 ORH - 104	15-37	575 K	14÷16	846 C	37÷39÷41÷45	
600 TT 600	83÷92	520 ORH - 112	14-50	575 K	14÷16	2045 C	40÷42÷44÷46÷48÷50	
600 TT 600 E (96÷00) - RE (04)		520 ORH - 110	15-47	577 K	14÷15	857 C	38÷42÷45÷47÷50	
600 TT 600 R	97÷01	520 ORH - 110	15-44	577 K	14÷15	2045 C	40÷42÷44÷46÷48÷50	
600 TT 600 S	93÷95	520 ORH - 110	15-44	577 K	14÷15	2045 C	40÷42÷44÷46÷48÷50	
600 XJ 600 - 51H/51J	84÷90	530 SDZ - 106	16-44	571 K	16÷17	862 C	38÷44	
600 XJ 600	91÷92	530 SDZ - 106	17-44	571 K	16÷17	862 C	38÷44	
600 XJ 600 S/N Diversion	92÷01	520 ORH - 110	16-48	585 K	16	855 C	45÷46÷48	
600 XJ 600 N	96÷00	520 ORH - 108	16-46	585 K	16	855 C	45÷46÷48	
600 XT 600 4 Valv.	85÷86	520 ORH - 104	15-40	575 K	14÷16	857 C	38÷42÷45÷47÷50	
600 XT 600 E	90÷00	520 ORH - 106	15-45	577 K	14÷15	857 C	38÷42÷45÷47÷50	
600 XT 600 KH/KN	87÷94	520 ORH - 102	15-39	577 K	14÷15	857 C	38÷42÷45÷47÷50	
600 XT 600 Ténéré	83÷86	520 ORH - 102	15-39	575 K	14÷16	857 C	38÷42÷45÷47÷50	
600 XT 600 Z E 4 Valv.	87÷90	520 ORH - 104	15-40	577 K	14÷15	857 C	38÷42÷45÷47÷50	
600 YZF 600 R Thundercat	96÷98	530 SDZ - 108	15-47	566 K	14÷17	859 THF 859 C	38÷42÷47÷48 38÷42÷47÷48	
600 YZF 600 R6	99÷02	N/A - nedostupný	16-48	584 K	15÷17	2053 THF 2053 C 2053 ED	46÷49 48÷49 48	
				580 K	16÷17	2097 THF 2097 C	48÷49 48÷49	
				584 KM	14÷17	2053 EMD	45÷50	
600 YZF 600 R6	03÷05	N/A - nedostupný	16-48	584 K	15÷17	2090 THF 2090 C	48÷49 48÷49	
				580 K	16÷17	479 THF 479 C 479 ED	39÷42÷49 39÷42÷48 43÷44	
				584 KM	14÷17	479 EMD	43÷52	
600 YZF 600 R6	06	525 SDZ - 114	16-45	4074 K	15÷16	2111 THF 2111 C	45÷46 44÷46	
				4074 KM	15÷16	479 EMD	43÷52	
600 R46	05	N/A - nedostupný	16-48	584 K	15÷17	2090 THF 2090 C	48÷49 48÷49	
				580 K	16÷17	479 THF 479 C 479 ED	39÷42÷49 39÷42÷48 43÷44	
				584 KM	14÷17	479 EMD	43÷52	
650 XJ 650	86÷90	530 SDZ - 104	17-33	568 K	17	850 C	33	
650 XS 650 2 Cyl./SE - 3GS	75÷83	530 SDZ - 104	17-33	568 K	17	850 C	33	
660 MT-03	06	520 ORH	15-45	308	14÷15	855 C	45÷46÷48	
660 SZR 660	95÷97	520 ORH - 110	15-39	577 K	14÷15	846 C	37÷39÷41÷45	
660 XTZ 660 H/N Ténéré - 3YF	90÷95	520 ORH - 110	15-45	577 K	14÷15	857 C	38÷42÷45÷47÷50	
660 XTZ 660 Ténéré	96÷00	520 ORH - 110	15-46	577 K	14÷15	857 C	38÷42÷45÷47÷50	
660 XT 660 R - X	04÷06	520 ORH - 110	15-45	308 K	14÷15	855 C	45÷46÷48	
750 FZ 750	85÷86	530 SDZ - 110	16-44	580 K	16÷17	865 C	39÷43÷46	
750 FZ 750 Genesis	87÷91	530 SDZ - 110	16-43	580 K	16÷17	865 C	39÷43÷46	
750 FZ 750	91÷93	530 SDZ - 110	17-43	580 K	16÷17	865 C	39÷43÷46	
750 FZR 750 R Genesis	88÷89	530 SDZ - 110	17-42	580 K	16÷17	859 THF 859 C	38÷42÷47÷48 38÷42÷47÷48	
						866 THF 866 C	38÷43÷46÷47 38÷43÷46÷47	
750 FZR 750 R OW-01	89÷92	N/A - nedostupný	16-46	584 K	15÷17	866 THF 866 C	38÷43÷46÷47 38÷43÷46÷47	
750 FZX 750	86÷97	530 SDZ - 106	17-39	580 K	16÷17	865 C	39÷43÷46	
750 XTZ Super Ténéré - 3LD	89÷00	520 ORH - 112	16-46	578 K	16	855 C	45÷46÷48	

## ČZ Chains Kits - Application chart - Osazovací tabulka

Model	year rok	 chain - links řetěz - články	original teeth originální osazení	front sprocket přední kolo		rear sprocket zadní kolo		price cena	
				code kód	nr. of teeth počet zubů	code kód	number of teeth počet zubů		
750	YZF 750 R/RC	93÷99	N/A - nedostupný	16-43	584 K	15÷17	866 THF 866 C	38•43•46•47 38•43•46•47	
750	YZF 750 R 7	99÷00	530 SDZ - 118	17-42	580 K	16•17	859 THF 859 C	38÷42•47•48 38÷42•47•48	
850	TDM 850 - 3VD	92÷96	525 SDZ - 114	16-44	520 K	15÷17	867 THF 867 C	42÷44 42÷44	
850	TDM 850 - 4TX2	96÷98	525 SDZ - 114	17-42	4030 K	17	867 THF 867 C	42÷44 42÷44	
850	TDM 850	99÷01	525 SDZ - 114	16-43	520 K	15÷17	867 THF 867 C	42÷44 42÷44	
850	TRX 850	96÷99	525 SDZ - 110	17-39	4030 K	17	300 C	39•42•43•47÷49	
900	TDM 900	02÷06	525 SDZ - 118	16-42	4055 K	15•16	300 C	39•42•43•47÷49	
1000	FZR 1000 Genesis	87÷88	N/A - nedostupný	16-46	584 K	15÷17	866 THF 866 C	38•43•46•47 38•43•46•47	
1000	FZR 1000 EX-UP	89÷97	N/A - nedostupný	17-47	584 K	15÷17	866 THF	38•43•46•47	
	FZR 1000 EX-UP #530		530 SDZ - 110		580 K	16•17	859 THF 859 C	38÷42•47•48 38÷42•47•48	
1000	FZS1000 Fazer, FZ1	00÷05	530 SDZ - 116	16-44	579 K	15÷18	479 THF 479 C 479 ED	39•42÷49 39•42÷48 43•44	
	FZS1000 Fazer, FZ1 #520						520 SDZ		579 KM
1000	FZS1000 Fazer, FZ1	06	530 SDZ - 116	16-46	579 K	15÷18	479 THF 479 C 479 ED	39•42÷49 39•42÷48 43•44	
	FZS1000 Fazer, FZ1 #520						520 SDZ		579 KM
1000	GTS 1000 A-AC	93÷99	N/A - nedostupný	17-47	584 K	15÷17	866 THF 866 C	38•43•46•47 38•43•46•47	
	GTS 1000 A-AC #530		530 SDZ - 118		580 K	16•17	859 THF 859 C	38÷42•47•48 38÷42•47•48	
1000	YZF 1000 R Thunderace #530	96÷97	N/A - nedostupný	17-46	584 K	15÷17	866 THF	38•43•46•47	
			530 SDZ - 110		580 K	16•17	859 THF	38÷42•47•48	
1000	YZF 1000 R1	96÷97	530 SDZ - 114	16-42	580 K	16•17	859 THF	38÷42•47•48	
	YZF 1000 R1 #520		520 SDZ		584 KM	14÷17	859 EMD	43÷45•48÷50	
1000	YZF 1000 R1	98÷03	530 SDZ - 114	16-43	579 K	15÷18	479 THF 479 C 479 ED	39•42÷49 39•42÷48 43•44	
	YZF 1000 R1 #520						520 SDZ		579 KM
1000	YZF 1000 R1	04÷05	530 SDZ - 116	17-45	579 K	15÷18	479 THF 479 C 479 ED	39•42÷49 39•42÷48 43•44	
	YZF 1000 R1 #520						520 SDZ		579 KM
1000	YZF 1000 R1	06	530 SDZ - 118	17-45	579 K	15÷18	479 THF 479 C 479 ED	39•42÷49 39•42÷48 43•44	
	YZF 1000 R1 #520						520 SDZ		579 KM
1100	FJ 1100 L/N	84÷85	530 SDZ - 110	17-41	579 K	15÷18	859 THF 859 C	38÷42•47•48 38÷42•47•48	
1200	FJ 1200	86÷90	530 SDZ - 110	17-40	579 K	15÷18	859 THF 859 C	38÷42•47•48 38÷42•47•48	
1200	FJ 1200 A-C	91÷95	530 SDZ - 110	17-39	579 K	15÷18	859 THF 859 C	38÷42•47•48 38÷42•47•48	
1200	XJR 1200 SP	95÷98	N/A - nedostupný	17-38	4025 K	17	866 THF	38•43•46•47	
	XJR 1200 SP #530		530 SDZ - 110		579 K	15÷18	859 THF	38÷42•47•48	
1300	XJR 1300	99÷03	530 SDZ - 110	17-38	579 K	15÷18	859 THF	38÷42•47•48	
1300	XJR 1300	04÷06	530 SDZ - 112	18-39	579 K	15÷18	479 THF 479 C 479 ED	39•42÷49 39•42÷48 43•44	
	XJR 1300 #520						520 SDZ		579 KM
1700	MT01	05	530 SDZ - 114	17-39	579 K	15÷18	479 THF	39•42÷49	

## ČZ Chains Kits - Application chart - Osazovací tabulka

Model	year rok	 chain - links řetěz - články	original teeth originální osazení	front sprocket přední kolo		rear sprocket zadní kolo		price cena
				code kód	nr. of teeth počet zubů	code kód	number of teeth počet zubů	

### HONDA QUADS

250	TRX250R	86 - 92	520 ATV - 86	13 - 39	4077 K	13	2113C	38•39	
300	TRX300EX	93 - 04	520 ATV - 86	13 - 38	4077 K	13	2113C	38•39	
400	TRX400EX	99 - 04	520 ATV - 92	15 - 38	4078 K	13	2113C	38•39	
450	TRX450R	04÷	520 ATV	15 - 38	284K	13÷15	2113C	38•39	

### KAWASAKI QUADS

400	KSF	03÷	520 ATV - 112	14 40	4072 K	13÷15	2114C	39÷41	
-----	-----	-----	---------------	-------	--------	-------	-------	-------	--

### POLARIS QUADS

250	Trial Blazer	00÷03	520 ATV - 76	11-36	4061 K	11÷13	2098 THF 2098 C	36•38•40 36•38•40	
250	Xplorer	01÷02	520 ATV - 80	12-42	4061 K	11÷13	2098 THF 2098 C	36•38•40 36•38•40	
400	Scrambler	00÷	520 ATV - 84	13-36	4061 K	11÷13	2098 THF 2098 C	36•38•40 36•38•40	
400	Trial Blazer	03÷	520 ATV - 76	13-36	4061 K	11÷13	2098 THF 2098 C	36•38•40 36•38•40	
425	Magnum 2X4	95÷98	520 ATV - 86	12-38	4061 K	11÷13	2098 THF 2098 C	36•38•40 36•38•40	
500	Scrambler	00÷	520 ATV - 84	13-36	4061 K	11÷13	2098 THF 2098 C	36•38•40 36•38•40	

### SUZUKI QUADS

400	LTZ	03÷	520 ATV - 112	14 40	4072 K	13÷15	2114C	39÷41	
-----	-----	-----	---------------	-------	--------	-------	-------	-------	--

### YAMAHA QUADS

200	YFS Blaster	88 - 00	520 ATV	13 - 40	4079K	15•16	853 C	40•41	
350	YZF Banshee	87÷88	520 ATV - 104	13-42	569 K 569 KC	12÷17 14	857 C	38÷42•45÷47•50	
350	YZF Banshee	89÷05	520 ATV - 104	14-41	569 K 569 KC	12÷17 14	2045 C	40÷42•44•46÷48•50	
350	YFM Warrior	87÷88	520 ATV - 100	13-40	569 K 569 KC	12÷17 14	857 C	38÷42•45÷47•50	
350	YFM Warrior	89÷05	520 ATV - 98	13-40	569 K 569 KC	12÷17 14	2045 C	40÷42•44•46÷48•50	
350	YFM Raptor	04÷	520 ATV - 98	13-38	569 K 569 KC	12÷17 14	2045 C	40÷42•44•46÷48•50	
450	YFZ 450 S	04÷	520 ATV	14-38	565 K 565 KC	11÷16 13÷15	857 C	38÷42•45÷47•50	
660	YFM Raptor	00÷05	520 ATV - 92	13-40	565 K 565 KC	11÷16 13÷15	2045 C	40÷42•44•46÷48•50	
700	YFM Raptor RV	06÷	520 ATV	15 -	4080 K	15	857 C	38÷42•45÷47•50	

#### Material of sprockets:

	C45 standard steel
<b>C</b>	ET-RG 45 carbon steel
<b>K</b>	16CrNi4 steel
<b>THF</b>	ET-RG 45 carbon steel - hardening teeth
<b>E</b>	7075-T6 Al alloy
<b>KC</b>	16CrNi4 steel - light modification with grooves
<b>ED</b>	7075-T6 Al alloy - anodizing
<b>EMD</b>	7075-T6 Al alloy - anodizing (chain 520)
<b>KM</b>	16CrNi4 steel - light racing modification (chain 520)
<b>EC</b>	7075-T6 Al alloy - light modification with grooves
<b>ESM</b>	7075-T6 Al alloy - light modification without grooves
<b>KA</b>	16CrNi4 steel - light racing modification

#### Materiál řetězových kol:

	C45 standardní ocel
	ET-RG 45 uhlíková ocel
	16CrNi4 ocel
	ET-RG 45 uhlíková ocel - kalené zuby
	7075-T6 Al slitina
	16CrNi4 ocel - odlehčené provedení se žlábký
	7075-T6 Al slitina - anodická oxidace
	7075-T6 Al slitina - anodická oxidace (řetěz 520)
	16CrNi4 ocel - odlehčené závodní provedení (řetěz 520)
	7075-T6 Al slitina - odlehčené provedení se žlábký
	7075-T6 Al slitina - odlehčené provedení bez žlábký
	16CrNi4 ocel - odlehčené závodní provedení